

असतो मा सद्गमय, तमसो मा ज्योतिर्गमय।।



# Summer Vacation Assignment 2026

## CLASS-NURSERY

### Summer VACATION

Summer's warmth descends upon the land,  
School's out, and freedom's in hand.  
Long days stretch, and sunshine bright,  
A time for fun, for play, for delight.

So, let's bask in summer's golden glow,  
And make the most of this break's sweet flow.  
For summer vacation's a treasured time,  
To relax, recharge, and shine!

NAME \_\_\_\_\_

ROLL NO. \_\_\_\_\_

Dearest New Indians!

Greetings of the Day!

## Happy Summer Learning!

As we move into the bright and cheerful days of summer, we are delighted to present activities that will keep your minds active and your creativity flowing. This **Summer Vacation Assignment** is a perfect blend of learning and fun, designed to strengthen your understanding of important concepts while encouraging you to discover new ideas and skills.

Use this vacation as an opportunity to explore, imagine, create, and grow. Complete your tasks with enthusiasm and enjoy every moment of learning. We look forward to welcoming you back to school refreshed, confident, and filled with wonderful experiences and knowledge.

### **SUPER PARENTS' SUMMER GUIDE**

➤ **Create a quiet and comfortable study space for your child.**

Ensure that your child has a clean, well-lit, and distraction-free area to complete homework and assignments. Avoid television, loud music, or unnecessary interruptions during study time.

➤ **Keep all learning materials ready and organized.**

Make sure your child has easy access to notebooks, pencils, colours, scissors, glue, dictionaries, and other required materials. Preparing in advance helps children work independently and confidently.

➤ **Encourage a daily routine and proper time management.**

Set a fixed schedule for study, play, meals, and sleep. A balanced routine helps children stay disciplined and reduces stress during homework time.

➤ **Promote reading habits during the summer break.**

Encourage your child to read storybooks, newspapers, poems, or informative articles daily. Reading improves vocabulary, imagination, and communication skills.

➤ **Appreciate effort and encourage independent learning.**

Allow children to think, explore, and complete tasks on their own. Guide them whenever necessary, but encourage them to find solutions independently to build confidence and problem-solving skills.

➤ **Limit screen time and encourage creative activities.**

Reduce excessive use of mobile phones, television, and video games. Motivate children to engage in drawing, crafting, gardening, puzzles, music, yoga, and outdoor games.

➤ **Spend quality family time together.**

Talk to your child, listen to their ideas, and involve them in simple household activities. Positive family interactions help in emotional and social development.

➤ **Encourage healthy eating and physical fitness.**

Provide nutritious meals, seasonal fruits, and plenty of water during summer. Motivate your child to participate in physical activities, exercise, or yoga regularly.

➤ **Make learning fun and activity-based.**

Use everyday experiences such as cooking, shopping, travelling, or gardening as opportunities for learning maths, language, and life skills in an enjoyable manner.

➤ **Celebrate your child’s creativity and achievements.**

Display their artwork, appreciate their efforts, and motivate them to try new things. Positive encouragement builds self-esteem and enthusiasm for learning.

➤ **Stay positive and supportive throughout the holidays.**

Your attitude towards learning greatly influences your child. Encourage curiosity, patience, and a joyful approach towards completing holiday homework and activities.

## **Let’s Make the Most of this Summer Break!**

❖ **Plant and Care for Nature**

Grow at least two plants and water them regularly. Observe their growth and learn the importance of caring for nature.

❖ **Lend a Helping Hand at Home**

Help your elders with simple daily chores like arranging your room, picking up toys, filling water bottles, watering plants, setting the table, and greeting everyone politely each morning.

❖ **Celebrate Special Moments with Family**

Make Father’s Day memorable by preparing a small surprise, serving your father his favourite breakfast, and creating a handmade greeting card with love.

❖ **Practice Speaking in English**

Try to communicate in English with your family and friends every day to improve your confidence and vocabulary.

❖ **Learn Important Personal Information**

Memorize your home address, parents’ contact numbers, and emergency details for safety and awareness.

❖ **Use the Five Magical Words Every Day**

Practice good manners by using words like *Excuse Me*, *May I*, *Sorry*, *Thank You*, and *Please* in your daily conversations.

❖ **Develop Healthy Habits**

Wake up early, eat healthy food, drink plenty of water, and include physical activities, yoga, or outdoor games in your routine.

❖ **Read, Imagine, and Explore**

Spend some time reading storybooks, comics, or poems to improve creativity and develop a love for reading.

❖ **Enjoy Family Movie Time**

Watch meaningful and entertaining movies during the vacation with your family.

✦ *Charlie and the Chocolate Factory*

✦ *Finding Nemo*

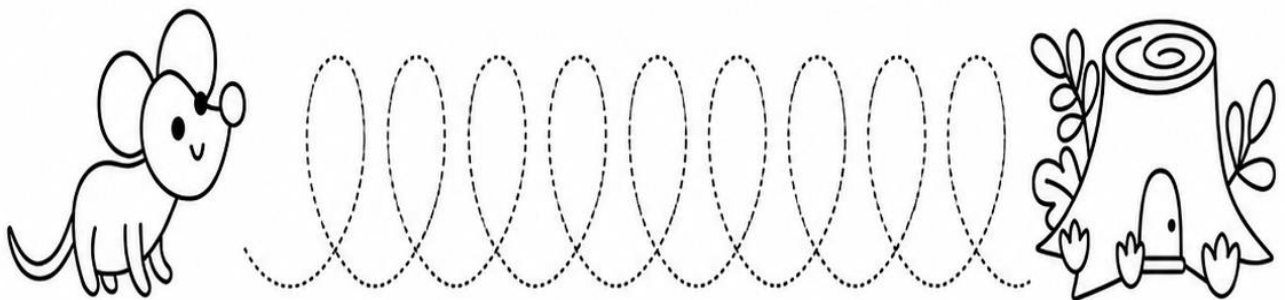

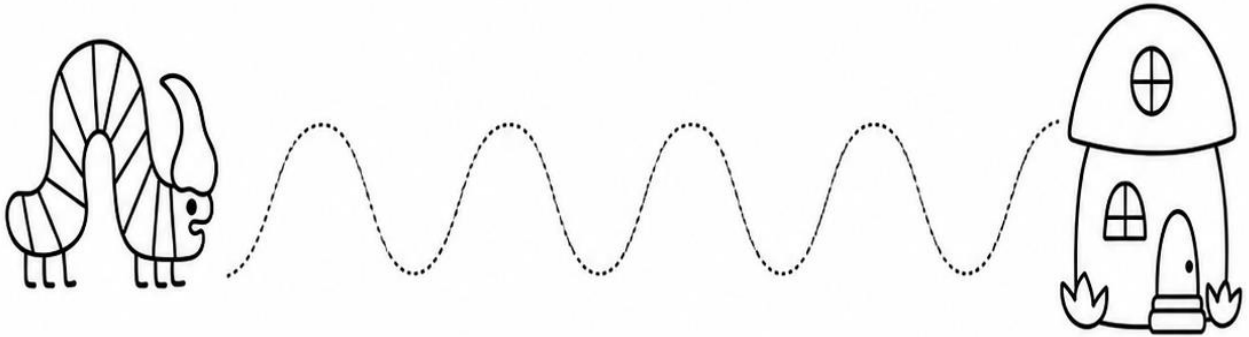
✦ *Baby’s Day Out*

✦ *The Jungle Book*

ENGLISH

Q.1 Trace the following pattern:


HELP LITTLE ANIMALS AND INSECTS GET TO THEIR HOUSES



**Q.2 Look at the pictures carefully and encircle the correct first letter for the name:**




(i) *C A*



(ii) *P A*



(iii) *D P*



(vi) *B K*

**Q.3 Match the mumma letter with their corresponding baby letter.**

(i) *A* •

• *b*

(ii) *B* •

• *a*

(iii) *C* •

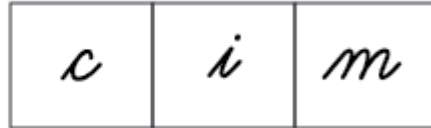

• *d*

(iv) *D* •

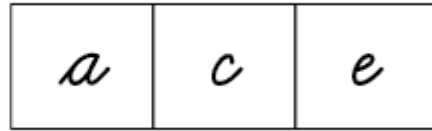
• *c*

**Q.4** Look at the picture carefully and encircle its corresponding beginning letter.

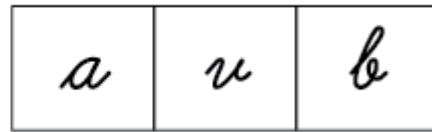
(i)



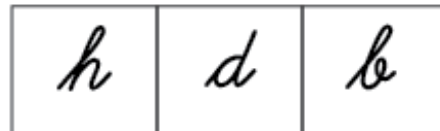
(ii)




(iii)



(iv)



**Q.5** Write Mumma and Baby cursive letters A to D





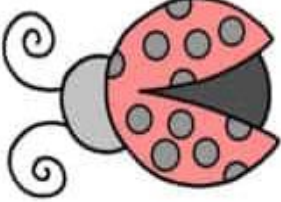
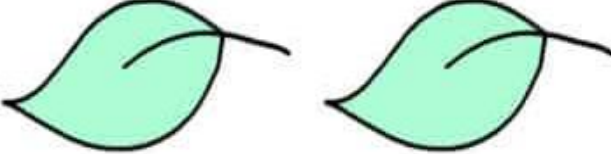

Blank handwriting practice lines for cursive letters A, B, C, and D.

**Q.6 Revise the given rhymes from the Joy with Tales and tunes book:**



- \* Thank You God (Pg. no. 4)
- \* Rain on the Green grass (Pg. no. 8)
- \* Bits of Paper (Pg. no. 12)

# MATHEMATICS



Q.1 Count the pictures in each of the following and write the correct number in the box given:

(i)	
(ii)	
(iii)	
(iv)	
(v)	

**Q.2 Write the missing numbers in the given balloons:**



**Q.3 Count the pictures in each of the following and circle the correct numbers:**




**Q.4 Write the number which comes in between:**













# EVS

1. Identify the fruits and color them:




2. Draw a line between each body part element and its shadow.

(i)	 Ear	•	•	
(ii)	 Lips	•	•	
(iii)	 Nose	•	•	
(iv)	 Foot	•	•	
(v)	 Hand	•	•	

हिंदी

प्र.1 चित्र देखकर सही वर्ण पर गोला लगाए।

(i)




अ इ आ ई

(ii)



अ इ आ ई

(iii)



अ इ आ ई

(iv)



अ इ आ ई

प्र.2 समान वर्णों को मिलाएं।

(i) अ • • इ

(iii) आ • • उ

(vi) इ • • ऊ

(v) ई • • आ

(vi) उ • • ई

(vii) ऊ • • अ

प्र.3 दिए गए स्वरों को दुबारा लिखें।

अ अ अ अ

आ आ आ आ

इ इ इ इ

ई ई ई ई

उ उ उ उ

ऊ ऊ ऊ ऊ

प्र.4 नीचे दी गई कविताएँ प्रतिदिन दोहराएं:

जॉय विथ टेल्स एंड ट्यून्स (Joy with Tales & Tunes)

\* आओ भाई आओ। (Pg. no. 26)

\* मेरी बिल्ली काली पिली। (Pg. no. 28)

VISUAL ART

Colour the picture of caterpillar beautifully.

