

असतो मा सद्गमय, तमसो मा ज्योतिर्गमय।।



Summer Vacation Assignment 2026

CLASS-LKG

Summer VACATION

Summer's warmth descends upon the land,
School's out, and freedom's in hand.
Long days stretch, and sunshine bright,
A time for fun, for play, for delight.

So, let's bask in summer's golden glow,
And make the most of this break's sweet flow.
For summer vacation's a treasured time,
To relax, recharge, and shine!

NAME _____

ROLL NO. _____

www.newindiapinjore.in

Dearest New Indians!

Greetings of the Day!

Happy Summer Learning!

As we move into the bright and cheerful days of summer, we are delighted to present activities that will keep your minds active and your creativity flowing. This **Summer Vacation Assignment** is a perfect blend of learning and fun, designed to strengthen your understanding of important concepts while encouraging you to discover new ideas and skills.

Use this vacation as an opportunity to explore, imagine, create, and grow. Complete your tasks with enthusiasm and enjoy every moment of learning. We look forward to welcoming you back to school refreshed, confident, and filled with wonderful experiences and knowledge.

SUPER PARENTS' SUMMER GUIDE

➤ **Create a quiet and comfortable study space for your child.**

Ensure that your child has a clean, well-lit, and distraction-free area to complete homework and assignments. Avoid television, loud music, or unnecessary interruptions during study time.

➤ **Keep all learning materials ready and organized.**

Make sure your child has easy access to notebooks, pencils, colours, scissors, glue, dictionaries, and other required materials. Preparing in advance helps children work independently and confidently.

➤ **Encourage a daily routine and proper time management.**

Set a fixed schedule for study, play, meals, and sleep. A balanced routine helps children stay disciplined and reduces stress during homework time.

➤ **Promote reading habits during the summer break.**

Encourage your child to read storybooks, newspapers, poems, or informative articles daily. Reading improves vocabulary, imagination, and communication skills.

➤ **Appreciate effort and encourage independent learning.**

Allow children to think, explore, and complete tasks on their own. Guide them whenever necessary, but encourage them to find solutions independently to build confidence and problem-solving skills.

➤ **Limit screen time and encourage creative activities.**

Reduce excessive use of mobile phones, television, and video games. Motivate children to engage in drawing, crafting, gardening, puzzles, music, yoga, and outdoor games.

➤ **Spend quality family time together.**

Talk to your child, listen to their ideas, and involve them in simple household activities. Positive family interactions help in emotional and social development.

➤ **Encourage healthy eating and physical fitness.**

Provide nutritious meals, seasonal fruits, and plenty of water during summer. Motivate your child to participate in physical activities, exercise, or yoga regularly.

➤ **Make learning fun and activity-based.**

Use everyday experiences such as cooking, shopping, travelling, or gardening as opportunities for learning maths, language, and life skills in an enjoyable manner.

➤ **Celebrate your child’s creativity and achievements.**

Display their artwork, appreciate their efforts, and motivate them to try new things. Positive encouragement builds self-esteem and enthusiasm for learning.

➤ **Stay positive and supportive throughout the holidays.**

Your attitude towards learning greatly influences your child. Encourage curiosity, patience, and a joyful approach towards completing holiday homework and activities.

Let’s Make the Most of this Summer Break!

❖ **Plant and Care for Nature**

Grow at least two plants and water them regularly. Observe their growth and learn the importance of caring for nature.

❖ **Lend a Helping Hand at Home**

Help your elders with simple daily chores like arranging your room, picking up toys, filling water bottles, watering plants, setting the table, and greeting everyone politely each morning.

❖ **Celebrate Special Moments with Family**

Make Father’s Day memorable by preparing a small surprise, serving your father his favourite breakfast, and creating a handmade greeting card with love.

❖ **Practice Speaking in English**

Try to communicate in English with your family and friends every day to improve your confidence and vocabulary.

❖ **Learn Important Personal Information**

Memorize your home address, parents’ contact numbers, and emergency details for safety and awareness.

❖ **Use the Five Magical Words Every Day**

Practice good manners by using words like *Excuse Me*, *May I*, *Sorry*, *Thank You*, and *Please* in your daily conversations.

❖ **Develop Healthy Habits**

Wake up early, eat healthy food, drink plenty of water, and include physical activities, yoga, or outdoor games in your routine.

❖ **Read, Imagine, and Explore**

Spend some time reading storybooks, comics, or poems to improve creativity and develop a love for reading.

❖ **Enjoy Family Movie Time**

Watch meaningful and entertaining movies during the vacation with your family.

+ *Charlie and the Chocolate Factory*





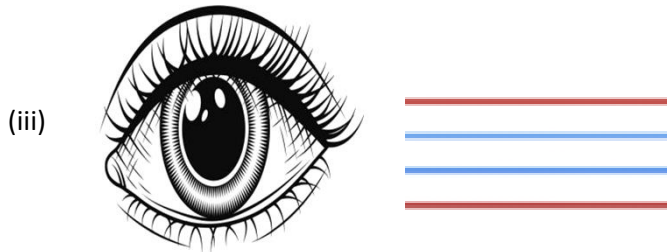

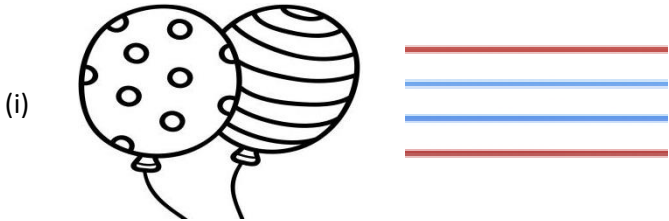
+ *Finding Nemo*

+ *Baby’s Day Out*

+ *The Jungle Book*

ENGLISH

Q.1 Look at the pictures and write the correct beginning letter in the given space:




Q.2 Colour the given images of 'sight words':






HAPPY



SUNNY






Q.3 Match the uppercase letter to its lowercase letter given below:

- (i) ant  A • • d
- (ii) bag  B • • c
- (iii) camel  C • • b
- (iv) dog  D • • a
- (v) egg  E • • h
- (vi) fan  F • • g
- (vii) gun  G • • f
- (viii) hat  H • • e

Q.4 Colour the pictures that begin with same letter in the given boxes:

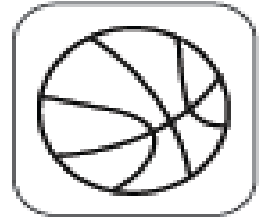
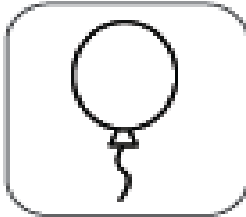
(i)

a





(ii)

b



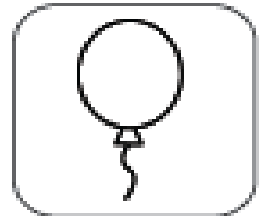

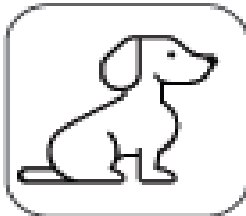
(iii)

c




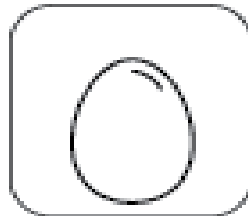

(iv)

d



(v)

e



(vi)

f









MATHEMATICS

Q.1 Fill the missing numbers in caterpillar with forward counting:


The image shows five caterpillars, each with a head and ten segments. The numbers in the segments are as follows:


Caterpillar	Segment 1	Segment 2	Segment 3	Segment 4	Segment 5	Segment 6	Segment 7	Segment 8	Segment 9	Segment 10
1	1		3		5		7		9	10
2	1		3	4		6				10
3	1		2		5		7		9	
4	1			4	5	6				
5			2		4	6	7		9	10

Q.2 Count the objects and write the correct number in the given boxes:

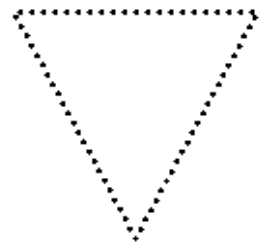

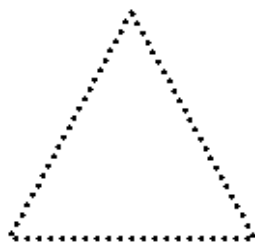

(i)		
(ii)		
(iii)		
(iv)		
(v)		
(vi)		

Q.3 Trace and colour the following shapes according to the given instructions given below:




Shapes and Colors: Trace the circles  and color them **yellow**.

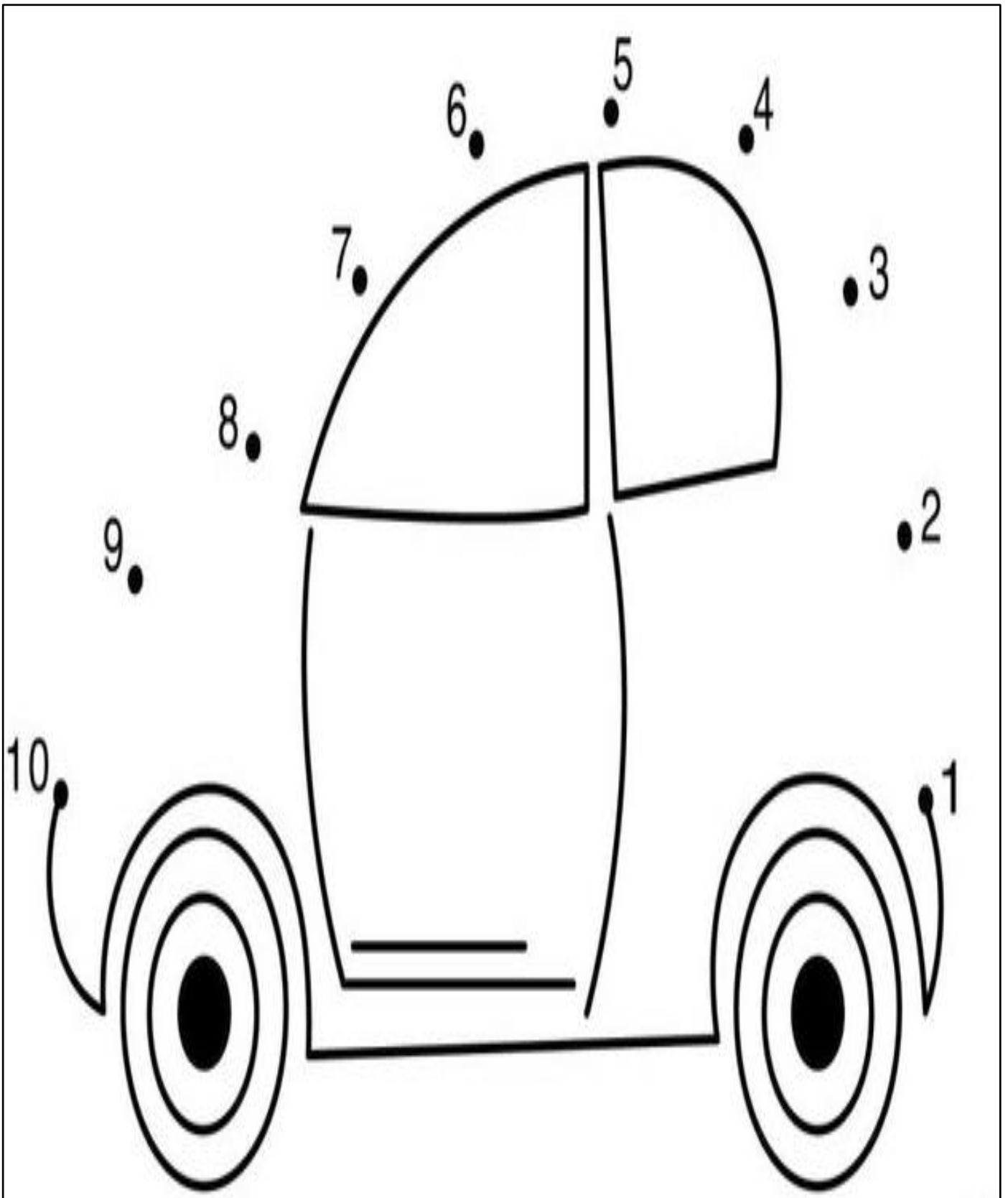
Trace the triangles  and color them **orange**.



Q.4 Write backward counting (10 to 1):



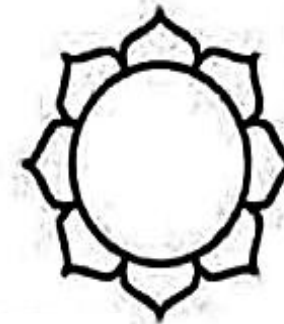





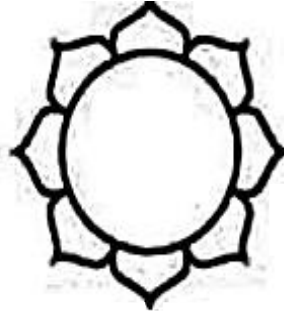




Q.5 Connect dot to dot to complete the picture and then colour it:



हिंदी

प्र1. अ से अः तक रिक्त स्थान भरें:



प्र2. चित्र पहचान कर सही वर्ण लिखें:



Blank handwriting practice box with three horizontal lines.



Blank handwriting practice box with three horizontal lines.



Blank handwriting practice box with three horizontal lines.



Blank handwriting practice box with three horizontal lines.



Blank handwriting practice box with three horizontal lines.



Blank handwriting practice box with three horizontal lines.



Blank handwriting practice box with three horizontal lines.



Blank handwriting practice box with three horizontal lines.



Blank handwriting practice box with three horizontal lines.



Blank handwriting practice box with three horizontal lines.



Blank handwriting practice box with three horizontal lines.




Blank handwriting practice box with three horizontal lines.



Blank handwriting practice box with three horizontal lines.



Blank handwriting practice box with three horizontal lines.





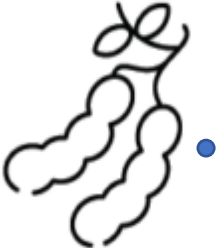




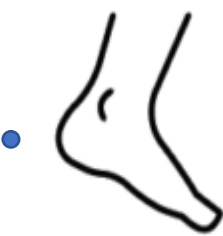




Blank handwriting practice box with three horizontal lines.

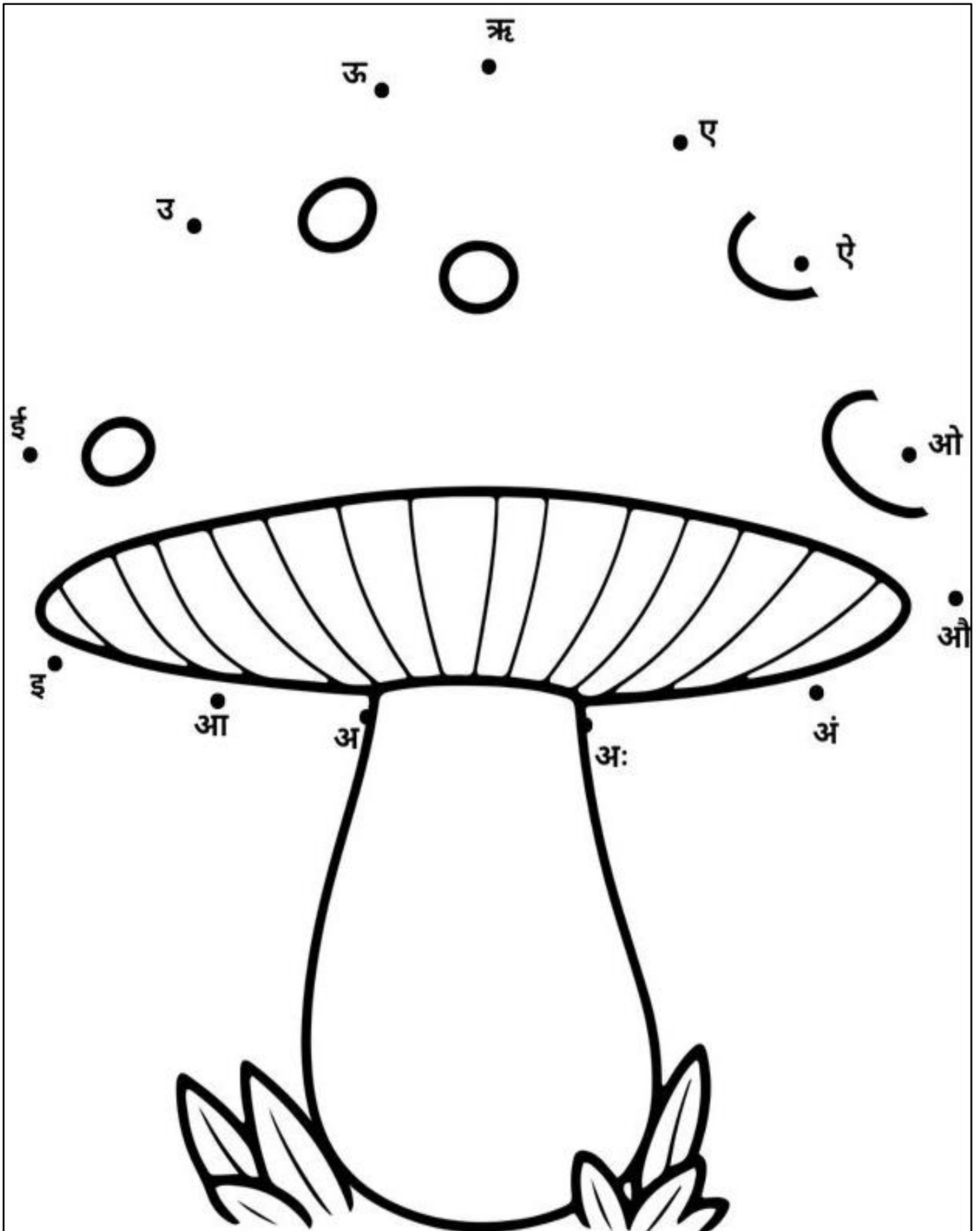
प्र३. चित्र देखकर सही स्वर पर गोला लगाएं:

	अ	ए	उ
	औं	आ	ऊ
	अ	आ	इ
	इ	इ	अ
	ऊ	उ	इ
	ए	उ	ऊ
	ए	इ	इ
	आ	औं	ऊ
	आ	इ	उ

प्र4. चित्र पहचान कर सही वर्ण से मिलान करें ।


	आ	
	ओ	
	ऐ	
	अं	
	उ	
	ऊ	
	ऋ	
	अ	
	ई	
	औ	
	इ	
	ए	

प्र5. बिंदुओ को सही क्रम में जोड़ कर चित्र पूरा करें और चित्र में रंग भरें:



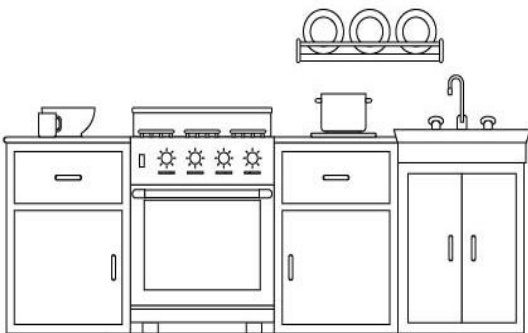
EVS

Q.1 Colour the given image ‘My School’:



Q.2 Look at the pictures carefully and tick (✓) the correct name of the place given:

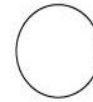

(i)




House

Kitchen

Garden




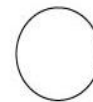
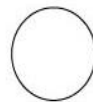
(ii)




Bathroom

Garage

Bedroom



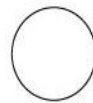
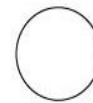
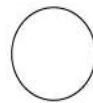
(iii)




Living room

Kitchen

Bathroom




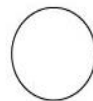
(iv)




Bathroom

Garden

Garage




Q.3 Put a tick (✓) on the fruits that have one seed:



Q.4 Paste the picture of your family members in your scrap file to create a 'Family Tree':

VISUAL ART

Q1. Trace and colour the picture of the Bird to make it more beautiful:



Q2. Make a Father's Day card beautifully with the help of given image:



WORK TO BE DONE IN BOOKS

- **PATTERNS BOOK:** - Do (Page no.28-40)
- **PHONICS:** - Learn phonics sound A to H (Pg no.4 to 13)
- **CITY OF ART:** - Do page no. 13,15,16.

- **TALES & TUNES:** -

Revise these rhymes and story daily

1. God's Love (Pg no.4)
2. This is the father (Pg no.6)
3. One, Two, Three (Pg no.10)

- **अक्षर बूँद:** -

स्वर अ से अः तक याद करें।

Joy with Tales and Turns

1. प्यारी मम्मी (Pg no. 26)
2. लाला जी (Pg no. 28)
3. मछली और पानी (Pg no. 30)
4. हाथी राजा (Pg no. 32)

- **Story:** -

1. The Elephant : (Pg no. 42-45)