

असतो मा सद्गमय, तमसो मा ज्योतिर्गमय ।।



# Summer Vacation Assignment 2026

## CLASS-II

### Summer VACATION

Summer's warmth descends upon the land,  
School's out, and freedom's in hand.  
Long days stretch, and sunshine bright,  
A time for fun, for play, for delight.

So, let's bask in summer's golden glow,  
And make the most of this break's sweet flow.  
For summer vacation's a treasured time,  
To relax, recharge, and shine!

NAME \_\_\_\_\_

ROLL NO. \_\_\_\_\_

[www.newindiapinjore.in](http://www.newindiapinjore.in)

Dearest New Indians!  
Greetings of the Day!

## Happy Summer Learning!

As we move into the bright and cheerful days of summer, we are delighted to present activities that will keep your minds active and your creativity flowing. This **Summer Vacation Assignment** is a perfect blend of learning and fun, designed to strengthen your understanding of important concepts while encouraging you to discover new ideas and skills.

Use this vacation as an opportunity to explore, imagine, create, and grow. Complete your tasks with enthusiasm and enjoy every moment of learning. We look forward to welcoming you back to school refreshed, confident, and filled with wonderful experiences and knowledge.

### **SUPER PARENTS' SUMMER GUIDE**

➤ **Create a quiet and comfortable study space for your child.**

Ensure that your child has a clean, well-lit, and distraction-free area to complete homework and assignments. Avoid television, loud music, or unnecessary interruptions during study time.

➤ **Keep all learning materials ready and organized.**

Make sure your child has easy access to notebooks, pencils, colours, scissors, glue, dictionaries, and other required materials. Preparing in advance helps children work independently and confidently.

➤ **Encourage a daily routine and proper time management.**

Set a fixed schedule for study, play, meals, and sleep. A balanced routine helps children stay disciplined and reduces stress during homework time.

➤ **Promote reading habits during the summer break.**

Encourage your child to read storybooks, newspapers, poems, or informative articles daily. Reading improves vocabulary, imagination, and communication skills.

➤ **Appreciate effort and encourage independent learning.**

Allow children to think, explore, and complete tasks on their own. Guide them whenever necessary, but encourage them to find solutions independently to build confidence and problem-solving skills.

➤ **Limit screen time and encourage creative activities.**

Reduce excessive use of mobile phones, television, and video games. Motivate children to engage in drawing, crafting, gardening, puzzles, music, yoga, and outdoor games.

➤ **Spend quality family time together.**

Talk to your child, listen to their ideas, and involve them in simple household activities. Positive family interactions help in emotional and social development.

➤ **Encourage healthy eating and physical fitness.**

Provide nutritious meals, seasonal fruits, and plenty of water during summer. Motivate your child to participate in physical activities, exercise, or yoga regularly.

➤ **Make learning fun and activity-based.**

Use everyday experiences such as cooking, shopping, travelling, or gardening as opportunities for learning maths, language, and life skills in an enjoyable manner.

➤ **Celebrate your child’s creativity and achievements.**

Display their artwork, appreciate their efforts, and motivate them to try new things. Positive encouragement builds self-esteem and enthusiasm for learning.

➤ **Stay positive and supportive throughout the holidays.**

Your attitude towards learning greatly influences your child. Encourage curiosity, patience, and a joyful approach towards completing holiday homework and activities.

## **Let’s Make the Most of this Summer Break!**

❖ **Plant and Care for Nature**

Grow at least two plants and water them regularly. Observe their growth and learn the importance of caring for nature.

❖ **Lend a Helping Hand at Home**

Help your elders with simple daily chores like arranging your room, picking up toys, filling water bottles, watering plants, setting the table, and greeting everyone politely each morning.

❖ **Celebrate Special Moments with Family**

Make Father’s Day memorable by preparing a small surprise, serving your father his favourite breakfast, and creating a handmade greeting card with love.

❖ **Practice Speaking in English**

Try to communicate in English with your family and friends every day to improve your confidence and vocabulary.

❖ **Learn Important Personal Information**

Memorize your home address, parents’ contact numbers, and emergency details for safety and awareness.

❖ **Use the Five Magical Words Every Day**

Practice good manners by using words like *Excuse Me*, *May I*, *Sorry*, *Thank You*, and *Please* in your daily conversations.

❖ **Develop Healthy Habits**

Wake up early, eat healthy food, drink plenty of water, and include physical activities, yoga, or outdoor games in your routine.

❖ **Read, Imagine, and Explore**

Spend some time reading storybooks, comics, or poems to improve creativity and develop a love for reading.

❖ **Enjoy Family Movie Time**

Watch meaningful and entertaining movies during the vacation with your family.

+ *Charlie and the Chocolate Factory*

+ *Finding Nemo*

+ *Baby’s Day Out*

+ *The Jungle Book*

**NOTE: DO ALL THE WORK IN YOUR RESPECTIVE NOTEBOOKS OR AS PER DIRECTIVE.**

## ENGLISH

**Q.1 Study the picture and write six sentences about it:**



---

---

---

---

---

---

---

---

---

---

**Q.2 Read the passage carefully and answer the following questions:**

There was a school fete on Saturday. Many children came with their parents. The school was decorated with balloons and colourful ribbons. Riya and her friends played fun games and won prizes. There were food stalls with sandwiches, popcorn, and juice. The children sang songs and danced on the stage. Everyone enjoyed the school fete very much.

(i) When was the school fete?

---

---

(ii) How was the school decorated?

---

---

(iii) What did Riya and her friends win?

---

---

(iv) Name two food items at the fete.

---


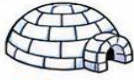





















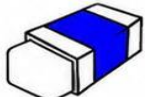
---

(v) Name any two 'Special Naming Words' from the passage.

---

---

### Q.3 Fill in the blanks using A/An:

- |    |   |       |            |    |  |       |         |
|----|---|-------|------------|----|--|-------|---------|
| 1  |    | ..... | orange     | 13 |    | ..... | igloo   |
| 2  |    | ..... | apple      | 14 |    | ..... | giraffe |
| 3  |    | ..... | umbrella   | 15 |    | ..... | banana  |
| 4  |    | ..... | rabbit     | 16 |    | ..... | uncle   |
| 5  |    | ..... | bus        | 17 |    | ..... | flower  |
| 6  |    | ..... | university | 18 |     | ..... | ear     |
| 7  |    | ..... | desk       | 19 |    | ..... | bear    |
| 8  |   | ..... | elephant   | 20 |   | ..... | ring    |
| 9  |  | ..... | sheep      | 21 |  | ..... | arm     |
| 10 |  | ..... | lemon      | 22 |  | ..... | farmer  |
| 11 |  | ..... | egg        | 23 |  | ..... | eye     |
| 12 |  | ..... | uniform    | 24 |  | ..... | eraser  |

### Q.4 Fill in the blanks using the describing words given below:

(sweet, blue, big, tall, green, brave, cute, red, beautiful, soft)

- (i) Riya is a \_\_\_\_\_ girl.
- (ii) The elephant is \_\_\_\_\_.
- (iii) I have a \_\_\_\_\_ ball.
- (iv) The rabbit is \_\_\_\_\_.
- (v) The giraffe is \_\_\_\_\_.
- (vi) The mango is \_\_\_\_\_.

(vii) The lion is \_\_\_\_\_.

(viii) The sky is \_\_\_\_\_.

(ix) The puppy is \_\_\_\_\_.

(x) The tree is \_\_\_\_\_.

**Q.5 Do pages 16 to 30 in "Cursive C".**

**Q.6 Read Chapter-4 "I am so Lonely"**

## हिंदी

### 1. दिए गए गद्यांश को पढ़कर प्रश्नों के उत्तर दो।

सीमा अपने परिवार के साथ गाँव में रहती है। उसके घर के पास एक बड़ा बगीचा है। बगीचे में आम, अमरूद और पपीते के पेड़ हैं। सीमा रोज सुबह अपने दादाजी के साथ बगीचे में जाती है। वह पेड़ों को पानी देती है और गिरे हुए पत्ते साफ करती है। एक दिन सीमा ने पेड़ पर बैठी रंग-बिरंगी चिड़िया देखी। चिड़िया बहुत मधुर आवाज़ में गाना गा रही थी। सीमा को वह चिड़िया बहुत अच्छी लगी।

(क) सीमा कहाँ रहती है?

---

---

(ख) सीमा के घर के पास क्या है?

---

---

(ग) बगीचे में कौन-कौन से पेड़ हैं?

---

---

(घ) सीमा सुबह किसके साथ बगीचे में जाती है?

---

---

(ङ.) चिड़िया कैसी आवाज़ में गाना गा रही थी?

---

---

## 2. नीचे दिए गए शब्दों के विपरीत लिंग लिखिए।

एकवचन	बहुवचन	एकवचन	बहुवचन
लड़का	_____	रानी	_____
पिता	_____	देवी	_____
भाई	_____	शेरनी	_____
दादा	_____	मुर्गी	_____
शिक्षक	_____	बकरी	_____
पुत्र	_____	मामी	_____
धोबी	_____	गायिका	_____
सेवक	_____	गाय	_____

## II. नीचे लिखे शब्दों के उचित जोड़े बनाओ -

दादा	रानी
नर	मोरनी
कुत्ता	दादी
मोर	मादा
राजा	गधी
बेटा	नानी
नाना	शेरनी
गधा	कुतिया
शेर	बेटी



### 3. दिए गए शब्दों के बहुवचन लिखिए।

एकवचन

बहुवचन

1.



लड़की




2.



तितली




3.



खिड़की




4.



टहनी




5.



घड़ी




6.



मछली




7.



किताब




8.



पेंसिल




9.



आम




10.



फूल




4. चित्र को ध्यान से देखिए और पाँच वाक्य लिखिए।



---

---

---

---

---

---

---

---

---

---

5. 'सरल हिंदी सुलेख-2' पुस्तक के 10 से 30 पृष्ठ भरिए ।

6. कहानी संचय पुस्तक के पाठ-3 'बादल आए' का पठन करें ।

## MATHEMATICS

Q.1 Find the sums of the given numbers:

$$\begin{array}{r} 37 \\ +23 \\ \hline \end{array}$$

$$\begin{array}{r} 25 \\ +18 \\ \hline \end{array}$$

$$\begin{array}{r} 78 \\ +33 \\ \hline \end{array}$$

$$\begin{array}{r} 49 \\ +41 \\ \hline \end{array}$$

$$\begin{array}{r} 56 \\ +44 \\ \hline \end{array}$$

$$\begin{array}{r} 83 \\ +29 \\ \hline \end{array}$$

$$\begin{array}{r} 62 \\ +38 \\ \hline \end{array}$$

$$\begin{array}{r} 77 \\ +23 \\ \hline \end{array}$$

$$\begin{array}{r} 46 \\ +26 \\ \hline \end{array}$$

$$\begin{array}{r} 95 \\ +18 \\ \hline \end{array}$$

$$\begin{array}{r} 24 \\ +56 \\ \hline \end{array}$$

$$\begin{array}{r} 88 \\ +69 \\ \hline \end{array}$$

$$\begin{array}{r} 72 \\ +29 \\ \hline \end{array}$$

$$\begin{array}{r} 58 \\ +47 \\ \hline \end{array}$$

$$\begin{array}{r} 96 \\ +55 \\ \hline \end{array}$$

$$\begin{array}{r} 69 \\ +59 \\ \hline \end{array}$$

Q.2 Find the difference of the following:

$$\begin{array}{r} 49 \\ - 16 \\ \hline \end{array}$$

$$\begin{array}{r} 69 \\ - 8 \\ \hline \end{array}$$

$$\begin{array}{r} 57 \\ - 34 \\ \hline \end{array}$$

$$\begin{array}{r} 57 \\ - 35 \\ \hline \end{array}$$

$$\begin{array}{r} 72 \\ - 40 \\ \hline \end{array}$$

$$\begin{array}{r} 84 \\ - 22 \\ \hline \end{array}$$

$$\begin{array}{r} 83 \\ - 40 \\ \hline \end{array}$$

$$\begin{array}{r} 28 \\ - 26 \\ \hline \end{array}$$

$$\begin{array}{r} 74 \\ - 34 \\ \hline \end{array}$$

$$\begin{array}{r} 57 \\ - 4 \\ \hline \end{array}$$

$$\begin{array}{r} 59 \\ - 48 \\ \hline \end{array}$$

$$\begin{array}{r} 84 \\ - 43 \\ \hline \end{array}$$

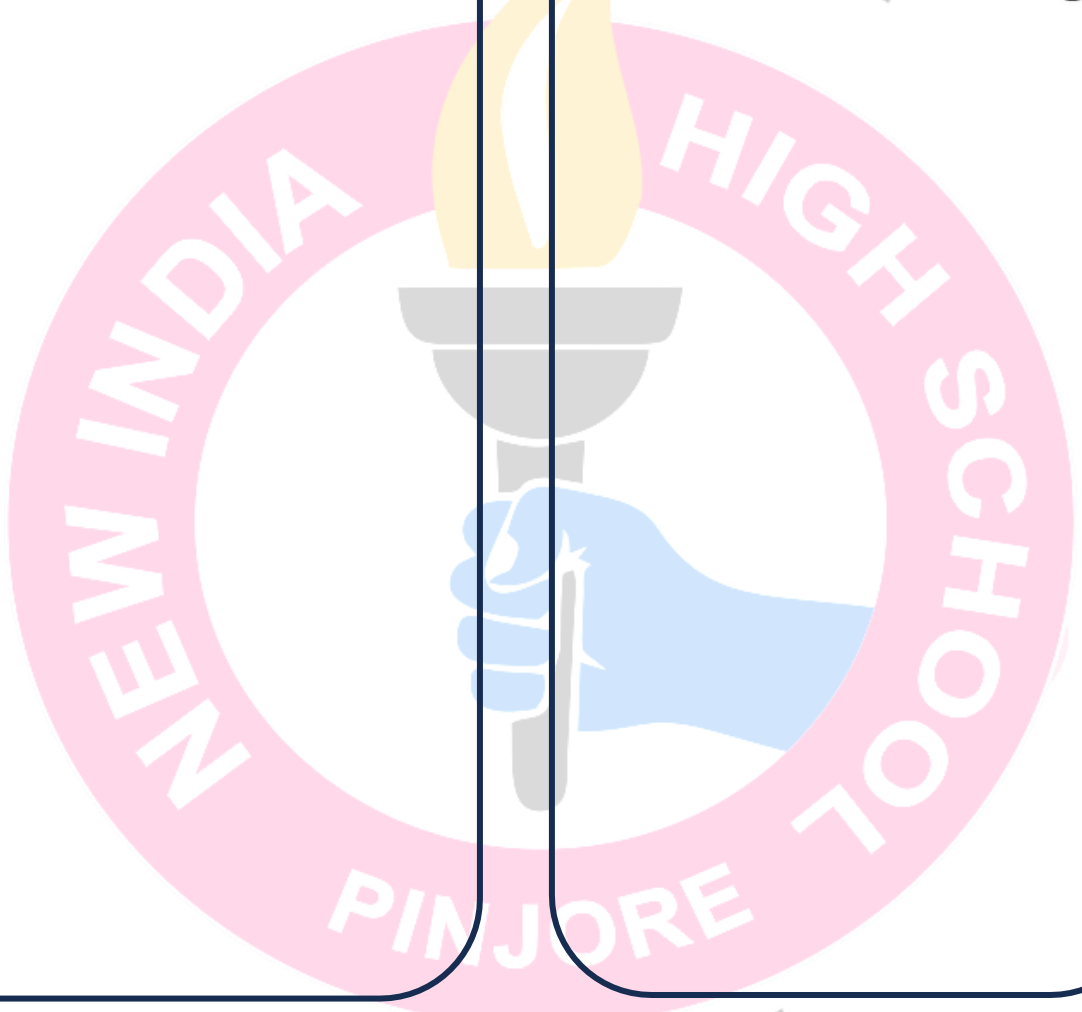
### Q.3 Even or Odd?

**Directions:** Look at the numbers at the bottom of the page. Decide if they are even or odd. Then, write them in the correct column.









**Even**

**Odd**



2	13	4	8	9	20	17	12	15	16
35	22	29	3	14	33	30	27	1	6

#### Q.4 Ordinal Numbers:

					
<b>Rabbit</b>	<b>Cat</b>	<b>Fish</b>	<b>Penguin</b>	<b>Seahorse</b>	<b>Dog</b>

If the rabbit is the first animal...

1. Which animal is third?
2. What place is the seahorse in?
3. What place is the dog in?
4. Which animal is fourth?
5. Which animal is last?
6. Give a name to the second animal.
7. Circle the fourth animal.
8. Colour the first animal pink.
9. Colour the 5th animal yellow.
10. Colour the third animal blue.
11. Colour the sixth animal brown.

---

---

---

---

---

---

---

---

---

---

---

---

**Q.5** Revise syllabus covered till May from the book **Math Sight and Thinking skills** (Reasoning and aptitude).

**Q.6** Learn tables 2 to 10.

**Q.7** Make a photo frame or any pen stand of any 2 -D shape by using waste material and decorate it.

**Q.8** Note down the birthdays of your family members in your Scrap File. The birthday should be in ascending order of age (youngest member of the family to the eldest member of the family). Also paste pictures of your family members.

**Q.9** Create animals picture using a foil paper roll.



EVS

**Q.1 Fill in the blanks:**

(Smell, taste, see, hear, feel)

- (i) I can \_\_\_\_\_different shapes.
- (ii) I can \_\_\_\_\_sweets.
- (iii) I can \_\_\_\_\_hot milk.
- (iv) I can \_\_\_\_\_sweet fragrance of flowers.
- (v) I can \_\_\_\_\_soft music.

**Q.2 Name the following:**

- (i) Four eatables made from milk

\_\_\_\_\_

\_\_\_\_\_

- (ii) Four vegetables you like to eat.

\_\_\_\_\_

\_\_\_\_\_

- (iii) Four fruits you like to eat.

\_\_\_\_\_

\_\_\_\_\_



- (iv) Four sense organs of body.

\_\_\_\_\_



\_\_\_\_\_

**Q.3 Choose the correct option for each of the following**



1. We get milk from \_\_\_\_\_

	<input type="text" value="cow"/>		<input type="text" value="hen"/>
---	----------------------------------	---	----------------------------------



2. We get eggs from \_\_\_\_\_

	<input type="text" value="horse"/>		<input type="text" value="hen"/>
---	------------------------------------	---	----------------------------------

3. Burger is a \_\_\_\_\_ food

	<input type="text" value="healthy"/>		<input type="text" value="junk"/>
--	--------------------------------------	--	-----------------------------------

4. Rice and corn are \_\_\_\_\_

	<input type="text" value="pulses"/>		<input type="text" value="cereals"/>
--	-------------------------------------	---	--------------------------------------

**Q.4 Give two examples of each of the following:**

- (a) Energy giving food \_\_\_\_\_
- (b) Body building food \_\_\_\_\_
- (c) Protective food \_\_\_\_\_
- (d) Junk food \_\_\_\_\_

**Q.5 Some body parts are in pairs while some are single. Separate them into single and pairs:**

(eyes, mouth, ears, feet, nose, lips, tongue, hands, chin, neck, legs, cheeks, elbows, head)

SINGLE	PAIRS

**Q.6 Make a family tree in your scrap file and paste pictures of your grandparents, parents, siblings, uncle and aunt, cousins and yourself.**

**Q.7 Draw and color any five things you use to clean your house in your scrap file**

**Q.8 Revise syllabus covered till May from EVS book and notebook.**

**Q.9 Make a first aid kit.**

**Q.10 Make an Aeroplane and a boat with origami sheets.**

**Q.11 Make a special "I LOVE YOU" or "I MISS YOU" card for an elderly member of your family and write a heartfelt message on it.**

## VISUAL ART

### **Q.1 Colouring Instructions:**

Color the **elephant** grey, **monkey** brown, **fox** orange and white, **giraffe** yellow with brown spots, **trees and grass** green, **tree trunks** brown, **clouds** white, **sky** light blue. **Color neatly and make your jungle scene colorful and attractive!**



**Q.2 Do page no. 10, 20 and 37 in ART EXPRESS.**

## ICT

- **Draw and Label:** Draw or paste different types of computers on A4 sheet and label them.
- **Draw and Label:** Draw and color the IPO cycle: **Input** → **Process** → **Output** on A4 sheet and label them. Also use pictures or symbols.

## GK

- Paste pictures of 'Indian National Symbols' in Scrap File and write **two simple sentences** about them.  
Example: "I love the Peacock. It looks beautiful when it dances in the rain."
- Paste pictures of 'Traditional Dresses of India' in Scrap File.