

असतो मा सद्गमय, तमसो मा ज्योतिर्गमय।।



Summer Vacation Assignment 2026

CLASS-I

Summer VACATION

Summer's warmth descends upon the land,
School's out, and freedom's in hand.
Long days stretch, and sunshine bright,
A time for fun, for play, for delight.

So, let's bask in summer's golden glow,
And make the most of this break's sweet flow.
For summer vacation's a treasured time,
To relax, recharge, and shine!

NAME _____

ROLL NO. _____

www.newindiapinjore.in

Dearest New Indians!

Greetings of the Day!

Happy Summer Learning!

As we move into the bright and cheerful days of summer, we are delighted to present activities that will keep your minds active and your creativity flowing. This **Summer Vacation Assignment** is a perfect blend of learning and fun, designed to strengthen your understanding of important concepts while encouraging you to discover new ideas and skills.

Use this vacation as an opportunity to explore, imagine, create, and grow. Complete your tasks with enthusiasm and enjoy every moment of learning. We look forward to welcoming you back to school refreshed, confident, and filled with wonderful experiences and knowledge.

SUPER PARENTS' SUMMER GUIDE

➤ **Create a quiet and comfortable study space for your child.**

Ensure that your child has a clean, well-lit, and distraction-free area to complete homework and assignments. Avoid television, loud music, or unnecessary interruptions during study time.

➤ **Keep all learning materials ready and organized.**

Make sure your child has easy access to notebooks, pencils, colours, scissors, glue, dictionaries, and other required materials. Preparing in advance helps children work independently and confidently.

➤ **Encourage a daily routine and proper time management.**

Set a fixed schedule for study, play, meals, and sleep. A balanced routine helps children stay disciplined and reduces stress during homework time.

➤ **Promote reading habits during the summer break.**

Encourage your child to read storybooks, newspapers, poems, or informative articles daily. Reading improves vocabulary, imagination, and communication skills.

➤ **Appreciate effort and encourage independent learning.**

Allow children to think, explore, and complete tasks on their own. Guide them whenever necessary, but encourage them to find solutions independently to build confidence and problem-solving skills.

➤ **Limit screen time and encourage creative activities.**

Reduce excessive use of mobile phones, television, and video games. Motivate children to engage in drawing, crafting, gardening, puzzles, music, yoga, and outdoor games.

➤ **Spend quality family time together.**

Talk to your child, listen to their ideas, and involve them in simple household activities. Positive family interactions help in emotional and social development.

➤ **Encourage healthy eating and physical fitness.**

Provide nutritious meals, seasonal fruits, and plenty of water during summer. Motivate your child to participate in physical activities, exercise, or yoga regularly.

➤ **Make learning fun and activity-based.**

Use everyday experiences such as cooking, shopping, travelling, or gardening as opportunities for learning maths, language, and life skills in an enjoyable manner.

➤ **Celebrate your child's creativity and achievements.**

Display their artwork, appreciate their efforts, and motivate them to try new things. Positive encouragement builds self-esteem and enthusiasm for learning.

➤ **Stay positive and supportive throughout the holidays.**

Your attitude towards learning greatly influences your child. Encourage curiosity, patience, and a joyful approach towards completing holiday homework and activities.

Let's Make the Most of this Summer Break!

❖ **Plant and Care for Nature**

Grow at least two plants and water them regularly. Observe their growth and learn the importance of caring for nature.

❖ **Lend a Helping Hand at Home**

Help your elders with simple daily chores like arranging your room, picking up toys, filling water bottles, watering plants, setting the table, and greeting everyone politely each morning.

❖ **Celebrate Special Moments with Family**

Make Father's Day memorable by preparing a small surprise, serving your father his favourite breakfast, and creating a handmade greeting card with love.

❖ **Practice Speaking in English**

Try to communicate in English with your family and friends every day to improve your confidence and vocabulary.

❖ **Learn Important Personal Information**

Memorize your home address, parents' contact numbers, and emergency details for safety and awareness.

❖ **Use the Five Magical Words Every Day**

Practice good manners by using words like *Excuse Me*, *May I*, *Sorry*, *Thank You*, and *Please* in your daily conversations.

❖ **Develop Healthy Habits**

Wake up early, eat healthy food, drink plenty of water, and include physical activities, yoga, or outdoor games in your routine.

❖ **Read, Imagine, and Explore**

Spend some time reading storybooks, comics, or poems to improve creativity and develop a love for reading.

❖ **Enjoy Family Movie Time**

Watch meaningful and entertaining movies during the vacation with your family.

+ *Charlie and the Chocolate Factory*

+ *Finding Nemo*

+ *Baby's Day Out*

+ *The Jungle Book*

ENGLISH

Q.1 Look at the picture carefully and fill in the blanks using the words given below:



(ice-cream, lost, shining, park, paper)

(i) This is a scene of a _____.

(ii) The Sun is _____ brightly in the sky.

(iii) A baby is _____ in the park.

(iv) Two boys are playing with a _____ boat.

(v) A lady is eating an _____.

Q.2 Read the passage carefully and answer the following questions:

Riya has a red ball. She plays with her ball in the park. Her friend Aman comes to play. They run and laugh together. A little dog also runs with them. After playing, Riya and Aman eat apples. They are very happy.

(i) What does Riya have?

(ii) Where does Riya play?


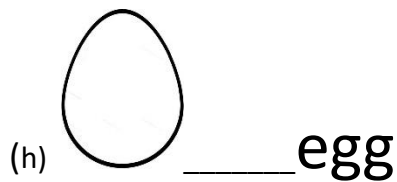





(iii) Who comes to play with Riya?


(iv) Who runs with Riya and Aman?

(v) What do Riya and Aman eat after playing?

(vi) Name any two 'naming words' from the passage.

Q.3 Fill in the blanks with A/ An and colour the pictures:





(e) _____ ant



(j) _____ jug

Q.4 Fill in the blanks with correct rhyming words:

1) bin, _____, _____, _____.

2) pot, _____, _____, _____.

3) bat, _____, _____, _____.

4) ran, _____, _____, _____.

5) cut, _____, _____, _____.

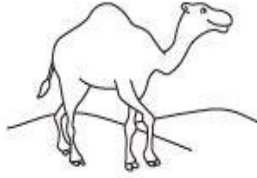
6) dot, _____, _____, _____.

7) led, _____, _____, _____.

8) nag, _____, _____, _____.

Q.5 Solve the jumbled puzzle:

maelc



--	--	--	--	--

erde




--	--	--	--

nloi




--	--	--	--

woc




--	--	--

tlepaneh



--	--	--	--	--	--	--	--

eorsh



--	--	--	--	--

odg



--	--	--

tac



--	--	--

rofg



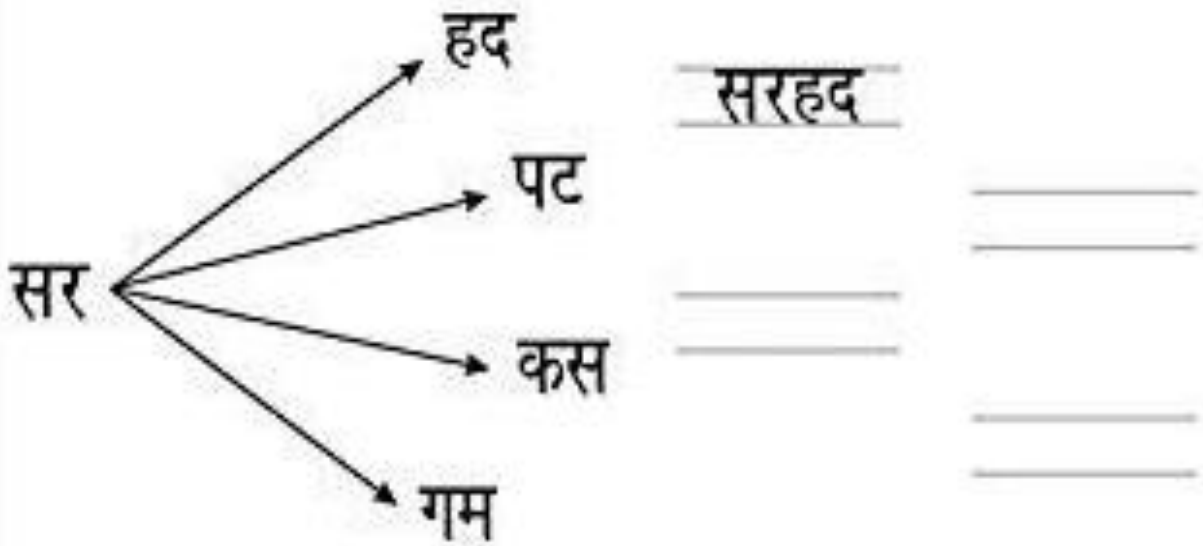
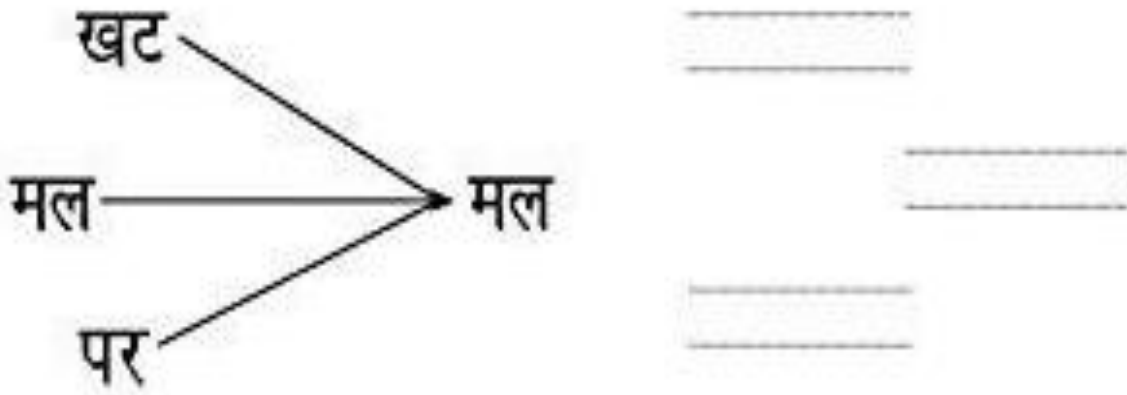
--	--	--	--

Q.6 Do pages 15 to 25 in “Cursive C”.

Q.7 Read Chapter-4 “The Rainbow”

प्र.1

शब्दों को मिलाकर नए शब्द बनाओ



प्र.2 उत्तर चुनकर खाली स्थान भरिए :

सूरज

अनेक

धरती

पवन

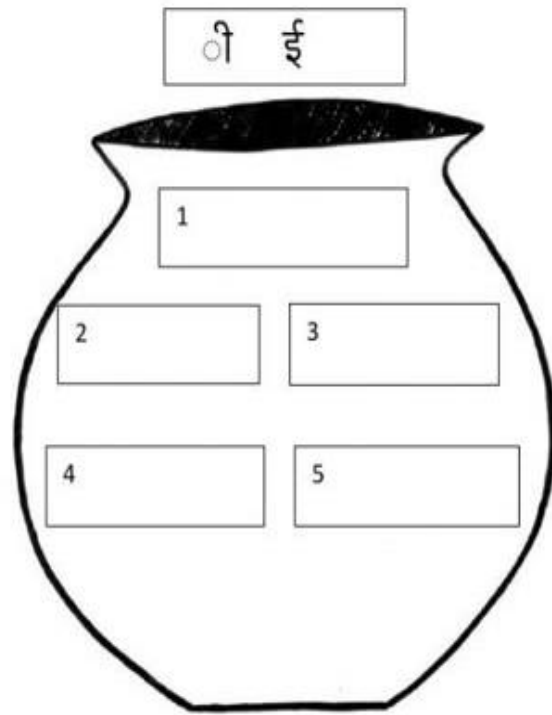
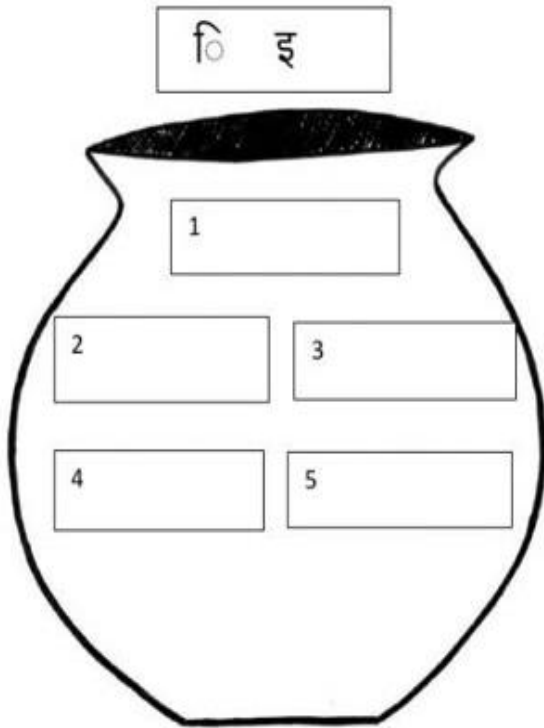
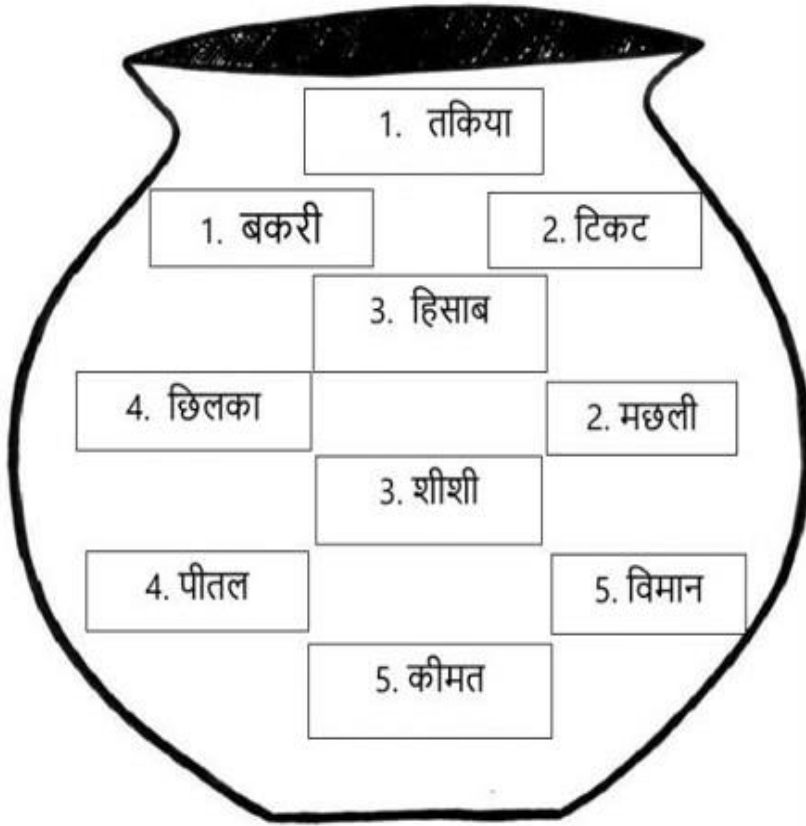
चंद्रा

आसमान

1. पर बहुत सारे पेड़ हैं ।
2. मेरे पास खिलौने हैं ।
3. आज बहुत अच्छी चल रही है ।
4. दिन में और रात में दिखाई देता है ।
5. रात को में तारे झिलमिल करते हैं ।

कुछ खेलें

- मटके में रखे 'इ' और 'ई' मात्रा वाले शब्द मिलजुल गए हैं। उनमें से इ और ई मात्रा वाले शब्दों को छाँटकर अलग - अलग मटके में रखें।



प्र4. दिए गए गद्यांश को पढ़कर प्रश्नों के उत्तर दो।

मेरे स्कूल में एक बड़ा बगीचा है। बगीचे में कई फूल हैं। फूल बहुत सुंदर हैं। हमारे शिक्षक हमें बगीचे की देखभाल करना सिखाते हैं।

(क) मेरे स्कूल में क्या है?

(ख) बगीचे में क्या है?

(ग) फूल कैसे हैं?

(घ) कौन हमें बगीचे की देखभाल करना सिखाते हैं?

प्र5. दिए गए चित्रों के नाम चुनकर लिखिए।



बुलबुल

फूल

साबुन

सूरज

पुल

कछुआ

प्र6. चित्र को ध्यान से देखिए और खाली स्थान भरिए।



(खुश, बच्चे, तालाब, हाथी, सूंड)

(क) चित्र में एक _____ है।

(ख) एक तालाब में _____ नहा रहा है।

(ग) वह अपनी _____ से पानी फेंक रहा है।

(घ) हाथी को _____ देख रहे हैं।

(ङ.) वे हाथी को देखकर _____ हो रहे हैं।

प्र 7. शब्दों को उनके विलोम शब्दों से मिलाइए।



बड़ा



उजाला



गरम



पतला



अंधेरा



ठंडा



सही



सफेद



खुला



छोटा




मोटा



बंद



काला



गलत


प्र 8. 'सरल हिंदी सुलेख' पुस्तक के 10 से 22 पृष्ठ भरिए।

प्र 9. कथा मंजूषा पुस्तक के पाठ-3 'पंछियों की दावत' का पठन करें।


MATHEMATICS


1. Put in the number which comes before, between or after:


Before	Between	After
_____ 29	33 _____ 35	17 _____
_____ 18	5 _____ 7	30 _____
_____ 36	21 _____ 23	9 _____
_____ 7	12 _____ 14	25 _____
_____ 25	19 _____ 21	11 _____
_____ 31	37 _____ 39	39 _____
_____ 1	7 _____ 9	3 _____
_____ 23	26 _____ 28	29 _____





2. Do addition and write the answers in the apples:


$7+1=$ 


$1+2=$ 


$5+3=$ 


$6+2=$ 


$2+0=$ 


$3+4=$ 


$5+0=$ 


$3+1=$ 


$5+2=$ 


$9+0=$ 


$4+4=$ 


$3+4=$ 


$2+4=$ 


$5+5=$ 


$1+3=$ 


$3+1=$ 

$4+6=$ 

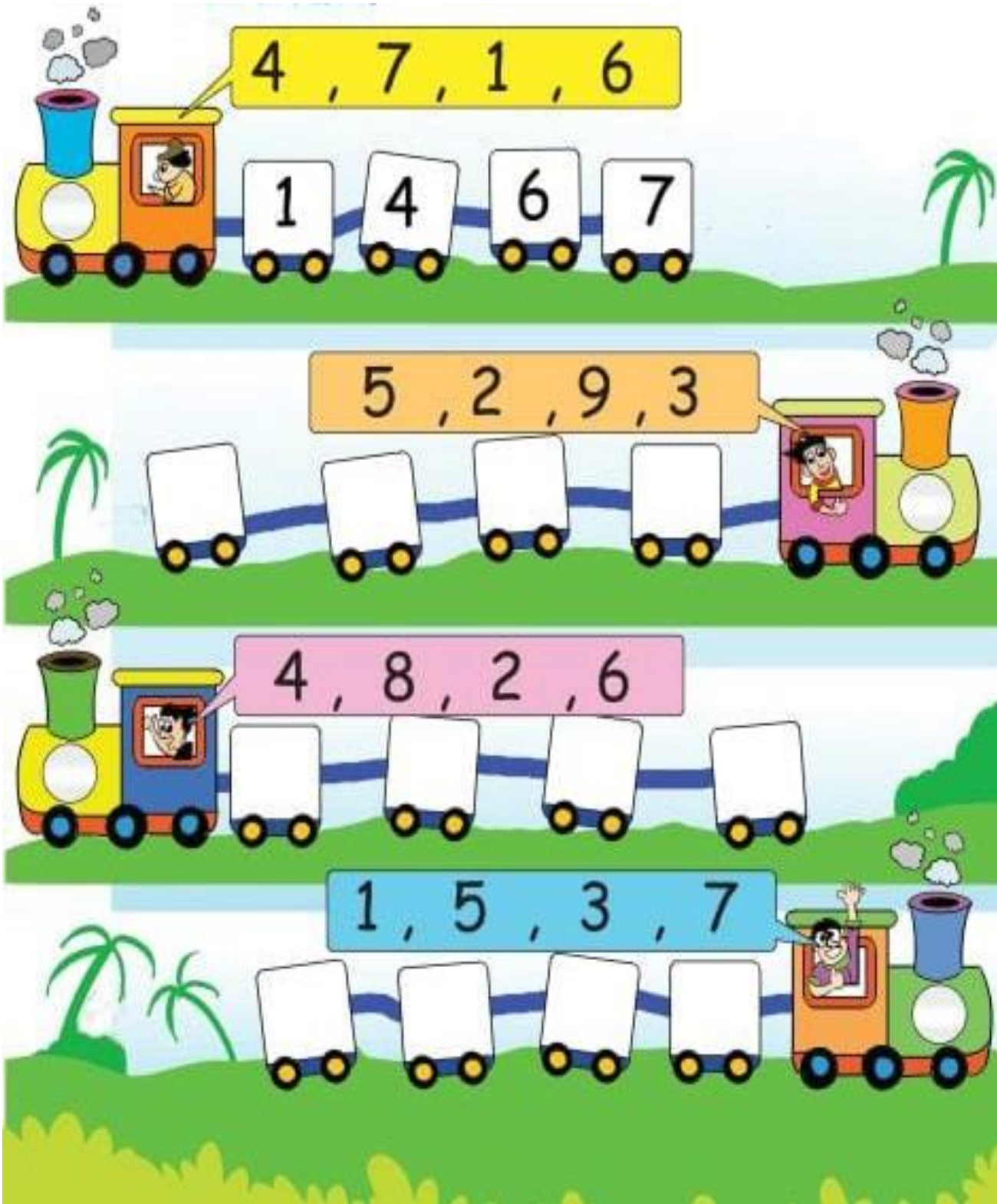
$3+4=$ 

$2+6=$ 

$3+3=$ 

$2+6=$ 

3. Write the following numbers in ascending order:




4. Cross out the correct number of object picture to solve each subtraction:


 $7 - 5 = \underline{2}$

 $4 - 1 = \underline{\quad}$

 $5 - 2 = \underline{\quad}$

 $8 - 7 = \underline{\quad}$

 $9 - 2 = \underline{\quad}$

 $10 - 3 = \underline{\quad}$

Q.5 Write 1st, 2nd, 3rd, 4th and 5th ordinal numbers under the pictures.

Fill in the blanks with the correct ordinal numbers:



1. The  is in the _____ place.

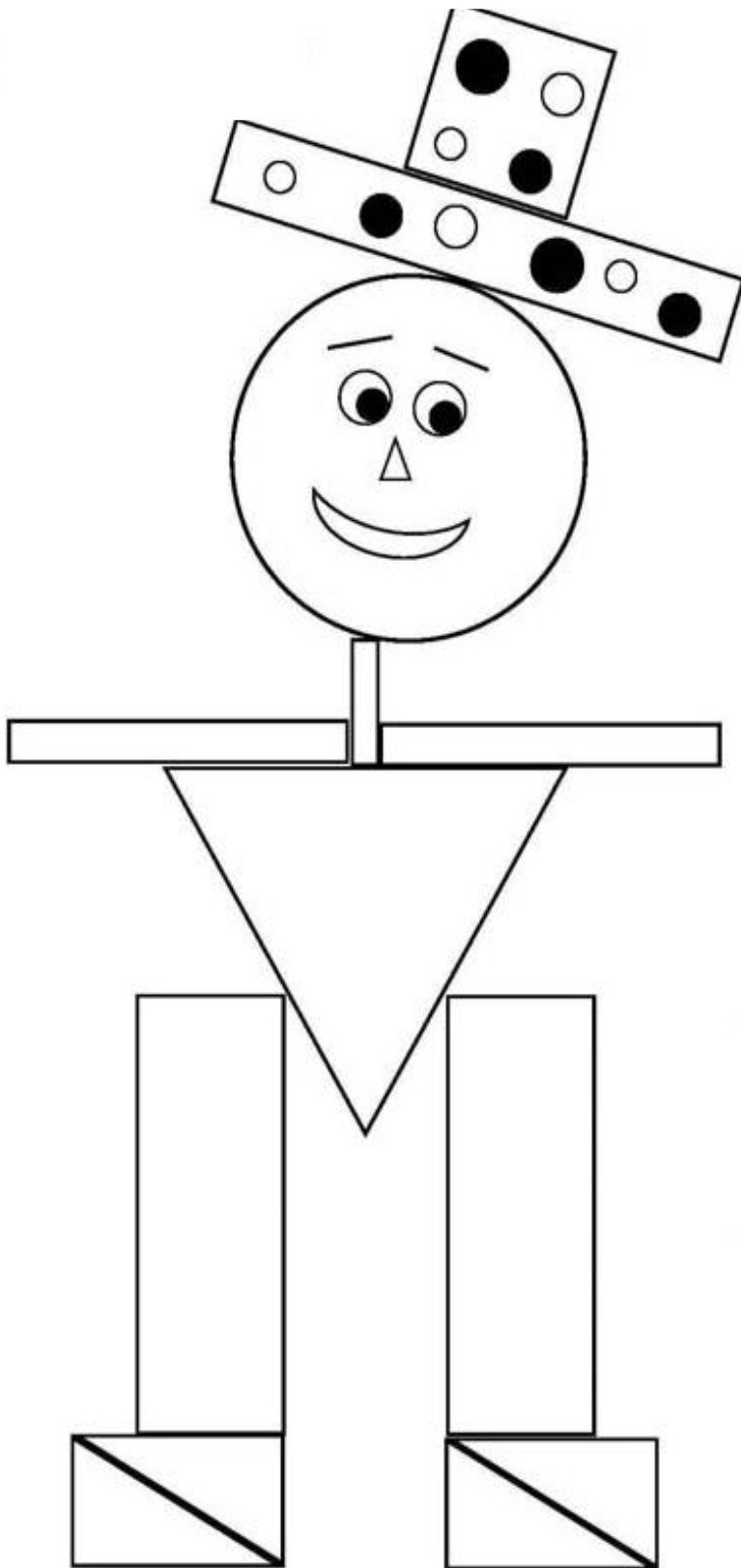
2. The  is in the _____ place.

3. The  is in the _____ place.

4. The  is in the _____ place.

5. The  is in the _____ place.

Q.6 Count the number of shapes given in the picture and write in the blanks:



_____ circles

_____ rectangles

_____ squares

_____ triangles

My face has:

_____ circles

_____ triangles

_____ squares

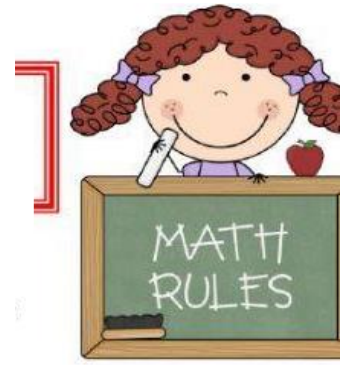
My arms are:

My body is a:

My legs are:

My feet are:

Q.7 Compare the numbers by using $>$, $<$ or $=$ sign:



$11 \bigcirc 20$

$2 \bigcirc 5$

$19 \bigcirc 18$

$9 \bigcirc 1$

$12 \bigcirc 17$

$10 \bigcirc 10$

$14 \bigcirc 15$

$8 \bigcirc 3$

$23 \bigcirc 23$

$22 \bigcirc 29$

$30 \bigcirc 25$

$28 \bigcirc 27$

8. Do practice of addition and subtraction.

Q.1

All About Me

Hello!

My Name: -----


My Age: -----




My Height:

My Weight:

My Favorite Color:



My
Favorite
Food:

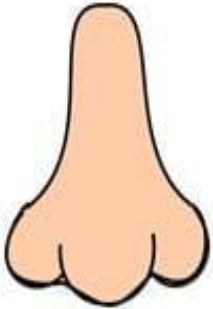


What I Want to Be When I
Grow Up -----

Q.2. Match the sense organs with their senses.



Touch



Hear



See

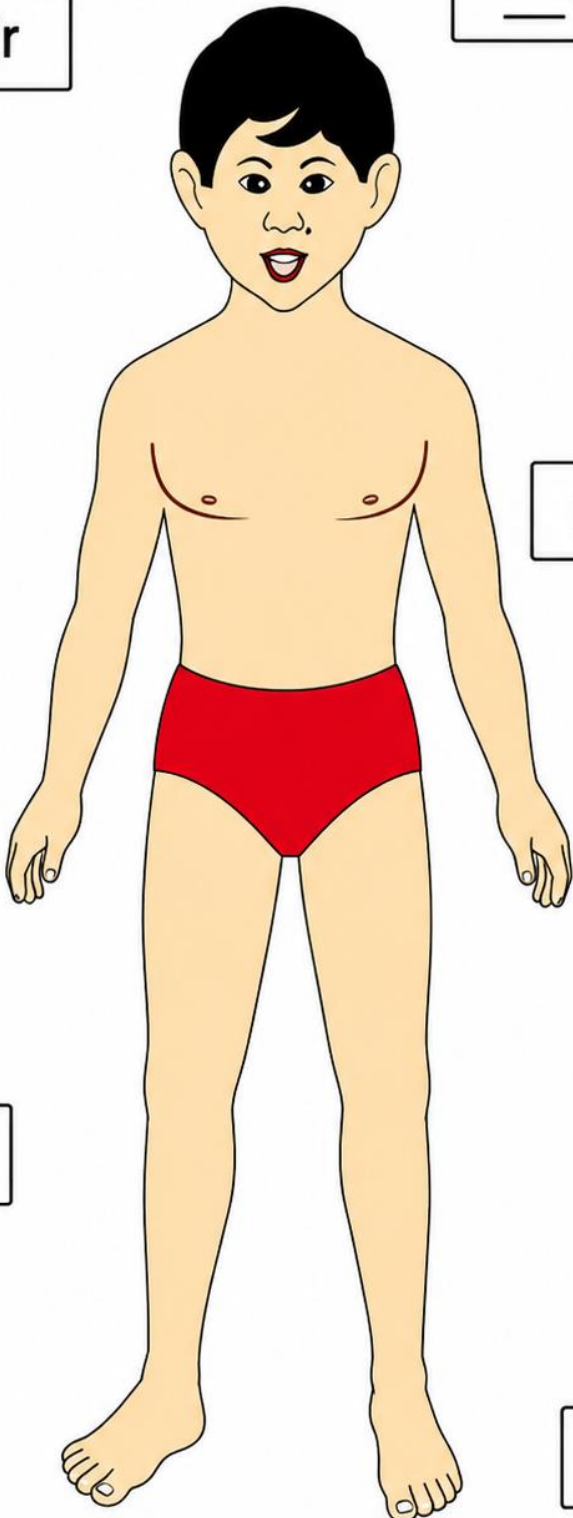


Smell



Taste

3. Fill in the missing letter to name the parts of our body and draw a line from each label to the right part of the body:



h__ir

__ead

ch__n

__ye

e__r

mout__

nos__

sh__ulder

n__ck

che__t

el__ow

__rm

stom__ch

fi__ger

ha__d

k__ee

le__

ank__e

__oot


t__e

h__el

4. Help Ammy through the maze. Trace her way through all the healthy treats.



5. Use the picture clues to solve these crossword puzzles.

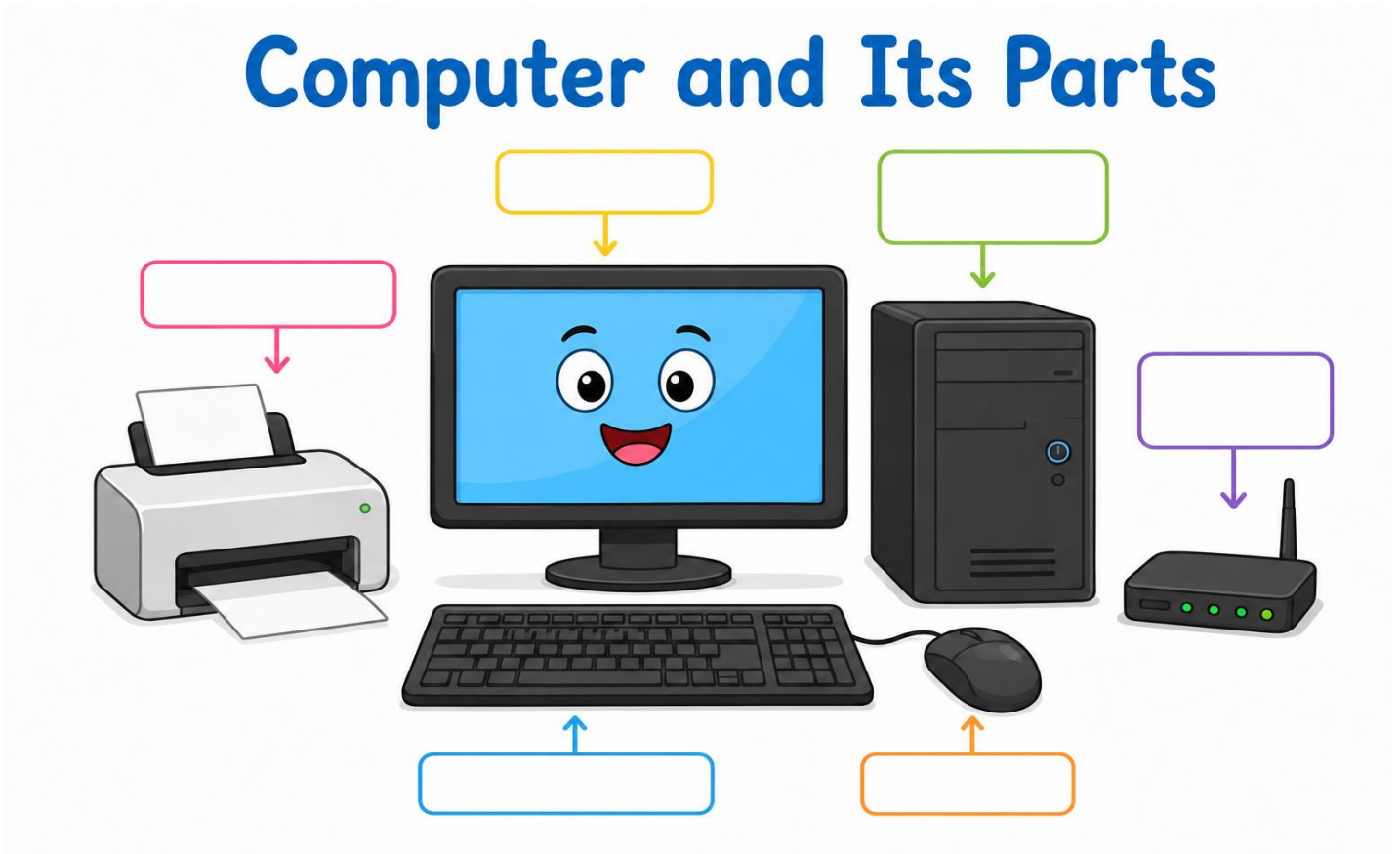


6. Make a family tree in your scrap file and paste pictures of your grandparents, parents, siblings, uncle and aunt, cousins and yourself.

7. Use colourful paper cut outs to make traffic lights on an A4 sheet. Also write their meaning.

ICT

Q.1 Name the parts of a computer.



Q.2 Draw and Label: Draw or paste output devices or Input devices of a computer system on A4 sheet and label them.


GENERAL KNOWLEDGE

Q.1 Colour the national symbols of India.


Let us colour the Indian National Symbols



**National Fruit
(Mango)**



**National Bird
(Peacock)**




**National Animal
(Tiger)**



**National Flower
(Lotus)**

Q.2 Match the animals with their sounds.

Match the following




GOBBLE!




QUACK!



HOOT!



CAW!




CHIRP!

VISUAL ART

Q.1 Colouring Instructions:

- 🎨 Colour the fish with bright colours.
- 🎨 Colour the water plants green.
- 🎨 Colour the bubbles light blue.
- 🎨 Add a blue background to show water.
- 🎨 Colour some small pebbles at the bottom.



Q.2 Do page no. 11, 12 and 37 in 'ART EXPRESS'.