

NEW INDIA HIGH SCHOOL PINJORE

WINTER BREAK ASSIGNMENT 2025-26

CLASS - UKG

Hello Winter



HAVE A SAFE, WARM AND FUN WINTER BREAK!

DECEMBER 31, 2025 TO JANUARY 15, 2026

(THE SCHOOL REOPENS ON JANUARY 16, 2026)

NAME _____

ROLL NO. _____

www.newindiapinjore.in

Dear Parents,

Greetings from NIHS!

- ❖ Kindly find enclosed Holiday Homework for your ward. It is to be done during winter holidays i.e. from **Dec 31, 2025 to Jan 15, 2026.**
- ❖ Help your ward to complete his/her work and submit the same on **Jan 16, 2026** when school reopens after winter holidays.
- ❖ To complete the Holiday Home work, motivate the child to do the activity by himself/herself under your supervision.
- ❖ Kindly make your ward to revise the work done in notebook.

Note:- Utilize free time of your child by promoting reading good books, watch motivating videos / films, do physical activity and engage in home task of daily routine. Teach them the core values of your family and keep socializing for celebrations & spreading happiness. Looking forward to greet them with cheerful faces Next Year!

Happy New Year

What an exciting time of year! The New Year is a great time of year for reminiscing and looking forward to new adventures. Often there are parties, fireworks and family gatherings that we all love. Children can join in the fun with bright and colourful New Year crafts.

ACTIVITY: READING STORIES

Stories are so much fun for our young learners. They love listening to stories if you make it a fun-filled experience for them and not just a reading session. You can teach the children any concepts through stories, hence get started with colourful storybooks to get their attention.

Benefits of reading books daily to your children:

- Builds a child's vocabulary.
- They use the new words in their daily conversation.
- Builds confidence while communicating in front of an audience.
- Read and write independently, as they will be able to identify the words from daily reading.
- Enhance their thinking skills.
- Develop their own perspective and respect other's opinion.
- Get creative in their own imagination and stimulate curiosity.



Parents kindly encourage your wards for picture reading and story books on daily basis.

Suggested Reading List

- Peppa Pig Series
- Lady Bird Series
- My First Halloween
- Animals Eating -Early Reader
- I See a Butterfly


Suggested Movie List


- Hotel Transylvania
- The Grinch
- Beauty and the Beast
- Moana
- Brave


ENGLISH

Q.1 Fill in the blanks with 'is' or 'are':

(a) This _____ a mouse. 

(b) Birds _____ sitting on the tree. 

(c) The butterflies _____ flying in the garden. 

(d) This _____ an apple. 

(e) A bug _____ eating. 

(f) The buses _____ moving. 

Q.2 Choose one of the 'Sh' 'Ch' and 'Th' sounds and complete the given words:

(a) _____ ick

(b) _____ eep

(c) _____ est

(d) _____ air

(e) _____ umb

(f) _____ elf


(g) _____ ips

(h) _____ eek

Q.3 Fill in the blanks with 'I' or 'You':

- (a) _____ are a teacher.
- (b) _____ am six years old.
- (c) _____ am going to school.
- (d) _____ am playing in the park.
- (e) _____ are reading.
- (f) _____ am happy.

Q. 4 Fill in the blanks with 'His' or 'Her':




- (a) _____ name is John.
- (b) _____ name is Ria.
- (c) _____ teddy is cute.
- (d) _____ balloons are big.
- (e) _____ clip is nice.

Q.5 Fill in the blanks using 'This', 'That', 'These', 'Those':

(a) _____ is a butterfly.



(b) _____ are owls.



(c) _____ are trees.



(d) _____ is a mat.



(e) _____ is a bug.



(f) _____ is a rat.



(g) _____ are buses.



(h) _____ is a cake.



Q.6 Identify the pictures, write their singular or plural forms:

(a)



(b)



(c)



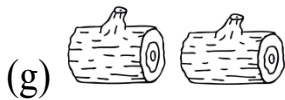
(d)



(e)










Q.7 Read the passage and answer the following questions:

Yum! I like gum!
I like to chew gum.
I like to chew hum.
My mum has gum.
She gives me some.
Yum! Yum! plums
I like to chew gum!



(i) I like _____.

- (a) Plums ☐
(b) Gum ☐
(c) Buns ☐
(d) Run ☐

(ii) I like to chew gum and _____.

- ☐ (a) run
☐ (b) play
☐ (c) hum
☐ (d) jam

(iii) She gives me.

- (a) some ☐
(b) plums ☐
(c) jam ☐
(d) bun ☐

(iv) Who has gum?

Q.8 Make new words using the letters given in the boxes.

i

c	a
e	p

ii

k	t
i	e

iii

t	b
u	e

iv

c	o
e	d

v

h	e
u	g

हिंदी

प्र.1 अपने पसंदीदा पाँच फलों और सब्जियों के नाम लिखिए:

फल

सब्जियाँ

(क) _____

(क) _____

(ख) _____

(ख) _____

(ग) _____

(ग) _____

(घ) _____

(घ) _____

(ङ) _____

(ङ) _____

प्र.2 नीचे दिए गए शब्दों के दो – दो लयबद्ध शब्द लिखिए :

(क) गोली – _____

(ख) जेल – _____

(ग) चोर – _____

(घ) थैला – _____

(ङ) तैर – _____

(च) मौका – _____

(छ) शेर – _____

(ज) फूल – _____

प्र.3 चित्र को पहचान कर सही शब्द लिखिए :

(क)



(ख)



(ग)




(घ)



(ङ)



(च)



प्र.4 नीचे दिए गए वाक्यांश को पढ़कर उनके सही उत्तर दें:

(क) चीकू का रंग

(ख) कौए का रंग

(ग) कमल का रंग

(घ) घास का रंग

(ङ) सेब का रंग







(च) केले का रंग

(छ) आसमान का रंग

(ज) दूध का रंग

(झ) संतरे का रंग

प्र.5 चित्र को देखकर सही शब्द पर गोला लगाएं:

(क)		सीटी	सिटी
(ख)		चिता	चीता
(ग)		तीर	तिर
(घ)		थमरस	थरमस
(ङ)		दीपक	दिपिक
(च)		चिड़ीया	चिड़िया
(छ)	20	बीस	बिस

प्र.6 रेफ और पदेन की मात्रा के पाँच – पाँच शब्द लिखें:

रेफ

पदेन

MATHEMATICS

Q.1 Count the objects and write the correct number and their number names:




(a)



(i) Number- _____

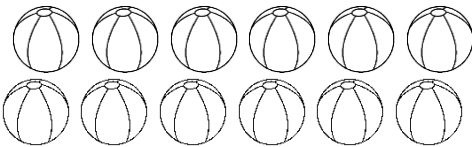
(ii) Number Name- _____



(b)

(i) Number- _____

(ii) Number Name- _____



(c)

(i) Number- _____

(ii) Number Name- _____

Q.2 Solve the following:

(i) **T** **O**

9

– 9

(ii) **T** **O**

8

– 5

(iii) **T** **O**

7

– 3

(iv) **T** **O**

6

– 4

$$\begin{array}{r}
 \text{(v)} \quad \text{T} \quad \text{O} \\
 \quad \quad 6 \\
 - \quad 0 \\
 \hline
 \\
 \hline
 \end{array}$$

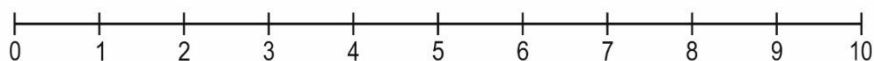
$$\begin{array}{r}
 \text{(vi)} \quad \text{T} \quad \text{O} \\
 \quad \quad 7 \\
 - \quad 5 \\
 \hline
 \\
 \hline
 \end{array}$$

$$\begin{array}{r}
 \text{(vii)} \quad \text{T} \quad \text{O} \\
 \quad \quad 8 \\
 - \quad 4 \\
 \hline
 \\
 \hline
 \end{array}$$

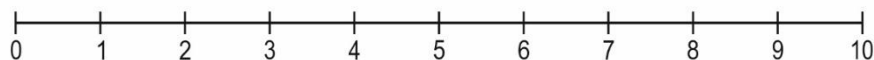
$$\begin{array}{r}
 \text{(viii)} \quad \text{T} \quad \text{O} \\
 \quad \quad 5 \\
 - \quad 5 \\
 \hline
 \\
 \hline
 \end{array}$$

Q.3 Do the Subtraction on the number line and write the answer in the blanks:

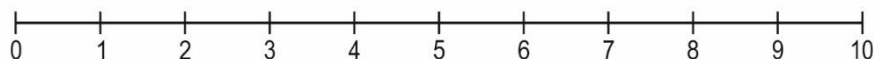
(i) $8 - 2 =$ _____



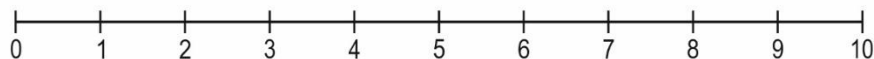
(ii) $6 - 1 =$ _____



(iii) $9 - 2 =$ _____




(iv) $7 - 3 =$ _____




Q.4 Write the number that comes before the given numbers:


i




iv




ii




v



iii



vi




Q.5 Write the number that comes after for each of the following:


i




iv




ii




v



iii



vi



Q.6 Solve the following:

(i)

T	O
	5
+	2
<hr/>	
<hr/>	

(ii)

T	O
	8
+	6
<hr/>	
<hr/>	

$$\begin{array}{r}
 \text{(iii)} \quad \text{T} \quad \text{O} \\
 \quad \quad \quad 7 \\
 + \quad \quad 3 \\
 \hline
 \\
 \hline
 \end{array}$$

$$\begin{array}{r}
 \text{(iv)} \quad \text{T} \quad \text{O} \\
 \quad \quad \quad 5 \\
 + \quad \quad 4 \\
 \hline
 \\
 \hline
 \end{array}$$

Q7. Write the answers of the given dodging tables:

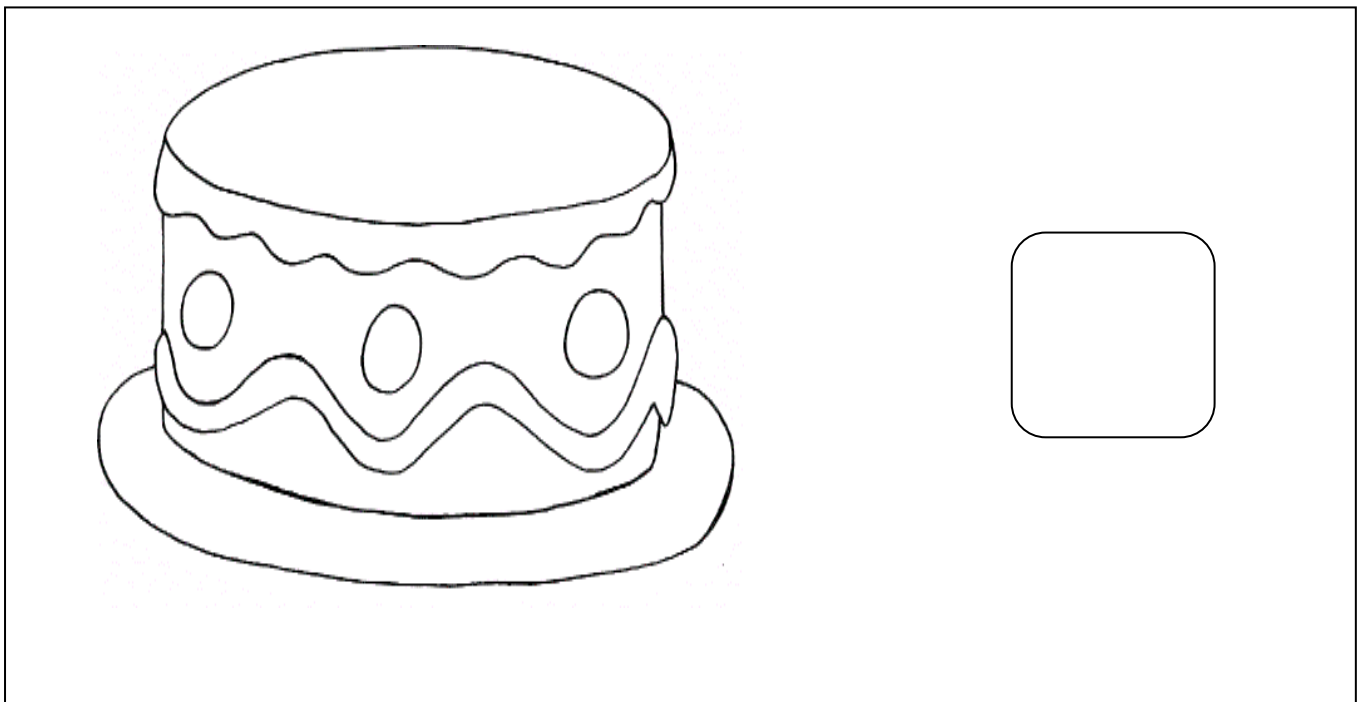
2	X	1	=	
0	X	9	=	
5	X	5	=	
3	X	9	=	
4	X	7	=	
5	X	4	=	
3	X	6	=	
4	X	3	=	
2	X	8	=	
1	X	7	=	
5	X	9	=	
3	X	4	=	
4	X	6	=	
5	X	8	=	

EVS







Q.1 Draw and colour each of the following:

YOUR FAVOURITE TOY	YOUR FAVOURITE FRUIT	A SENSE ORGAN

Q.2 Draw as many candles on the cake as your age is and colour the picture beautifully and also write the same number in the box given:



Q.3 Identify the food items and encircle the correct name for each of the following:

(a)					(b)				
	Fruit	Vegetable	Spices	Cereal		Fruit	Spices	Vegetable	Cereal
(c)					(d)				
	Spices	Vegetable	Fruit	Cereal		Fruit	Spices	Vegetable	Cereal
(e)					(f)				
	Fruit	Cereal	Vegetable	Spices		Fruit	Spices	Vegetable	Cereal

Q.4 Identify the pictures, write 'P' for the food items we get from plants, and 'A' for the food items we get from animals:


(a)



(b)



(c)




(d)



(e)



(f)



(g)




(h)



(i)



(j)





(k)



(l)



Q.5 Identify the pictures given below and write their names in the given boxes:



Q.6 Choose and write the correct answer for each of the following:

(a) _____ sells green vegetables.

- (i) Tailor (ii) Green Grocer (iii) Cobbler (iv) Fireman

(b) _____ sells medicines.

- (i) Fireman (ii) Electrician (iii) Chemist (iv) Cobbler

(c) _____ mends our shoes.

- (i) Cobbler (ii) Gardener (iii) Pilot (iv) Electrician

(d) _____ puts out fire.

- (i) Tailor (ii) Fireman (iii) Driver (iv) Gardener

(e) _____ bakes cakes.

- (i) Barber (ii) Postman (iii) Baker (iv) Cobbler

(f) _____ fits wires and switches.

(i) Electrician


(ii) Postman

(iii) Baker

(iv) Gardener

Q.7 Look at the picture carefully and complete the given blanks by choosing the correct from 'air', 'water' or land:

(a)



transport

(b)



transport

(c)



transport

(d)




transport

(e)




transport

(f)



transport

(g)



transport

(h)



transport

VISUAL ART

Q.1 Colour and decorate the picture beautifully:



Q.2 Colour the picture beautifully

