



NEW INDIA HIGH SCHOOL PINJORE

WINTER BREAK ASSIGNMENT 2025-26

CLASS - LKG

Hello Winter



HAVE A SAFE, WARM AND FUN WINTER BREAK!

DECEMBER 31, 2025 TO JANUARY 15, 2026

(THE SCHOOL REOPENS ON JANUARY 16, 2026)

NAME _____

ROLL NO. _____

www.newindiapinjore.in

Dear Parents:

Greetings from NIHS!

- ❖ Kindly find enclosed Holiday Homework for your ward. It is to be done during winter holidays i.e. from **Dec 31, 2025 to Jan 15, 2026**.
- ❖ Help your ward to complete his/her work and submit the same on **Jan 16, 2026** when school reopens after winter holidays.
- ❖ To complete the Holiday Home work, motivate the child to do the activity by himself/herself under your supervision.
- ❖ Kindly make your ward to revise the work done in notebook.

Note:- Utilize free time of your child by promoting reading good books, watch motivating videos / films, do physical activity and engage in home task of daily routine. Teach them the core values of your family and keep socializing for celebrations & spreading happiness. Looking forward to greet them with cheerful faces Next Year!

Happy New Year

What an exciting time of year! The New Year is a great time of year for reminiscing and looking forward to new adventures. Often there are parties, fireworks and family gatherings that we all love. Children can join in the fun with bright and colourful New Year crafts.

ACTIVITY 1- COLOURING WORKSHEET




ACTIVITY 2: READING STORIES

Stories are so much fun for our young learners. They love listening to stories if you make it a fun-filled experience for them and not just a reading session. You can teach the children any concepts through stories, hence get started with colourful storybooks to get their attention.

Benefits of reading books daily to your children:

- Builds a child's vocabulary.
- They use the new words in their daily conversation.
- Builds confidence while communicating in front of an audience.
- Read and write independently, as they will be able to identify the words from daily reading.
- Enhance their thinking skills.
- Develop their own perspective and respect others opinion.
- Get creative in their own imagination and stimulate curiosity.



Parents kindly encourage your wards for picture reading and story books on daily basis.

Suggested Reading List


















- **PEPPA PIG SERIES**
- **LADY BIRD SERIES**
- **MY FIRST HALLOWEEN**
- **ANIMALS EATING -EARLY READER**
- **I SEE A BUTTERFLY**

Suggested Movie List





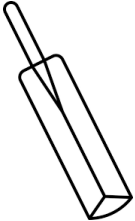



- **HOTEL TRANSYLVANIA**
- **THE GRINCH**
- **BEAUTY AND THE BEAST**
- **MOANA**
- **BRAVE**

ENGLISH



Q.1 Write cursive mumma letter to A to Z. One is given for your reference:



Q.2 Look at the pictures and use the correct vowel 'a' or 'e' to complete the words:

i 	D _____ N	v 	C _____ T
ii 	T _____ P	vi 	T _____ N
iii 	B _____ T	vii 	H _____ N
iv 	B _____ D	viii 	B _____ G

Q.3 Look at the pictures carefully and colour the ones whose names start with 'S'.



Q.4 See the picture and encircle the correct word:


i



BAG

LEG

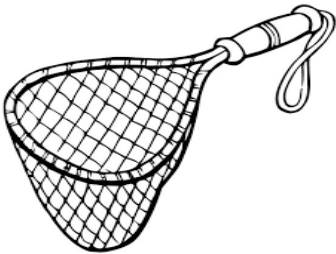
ii



MAT

FAT

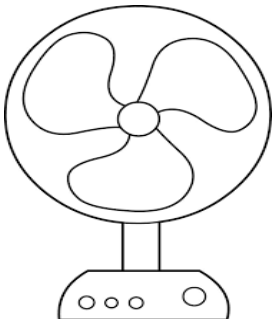
iii



LET

NET

iv



FAN

MAN

vi



TEN

PEN

vii



MAP

CAP







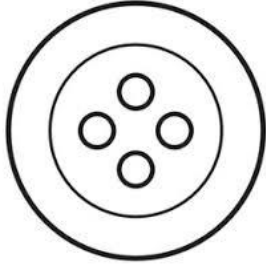
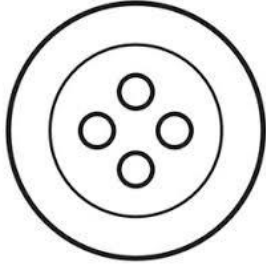








Q.5 Write cursive baby letter a to z:

हिंदी

प्र.1 'क से ज' तक लिखें:

This image shows a handwriting practice sheet. It consists of a grid of 5 columns and 8 rows. Each row contains three horizontal lines: a top line, a middle line, and a bottom line. A small black dot is placed on the middle line of each row, serving as a starting point for writing the letter 'a'. The grid is designed for tracing and practicing the formation of the letter 'a' in a cursive or semi-cursive style.


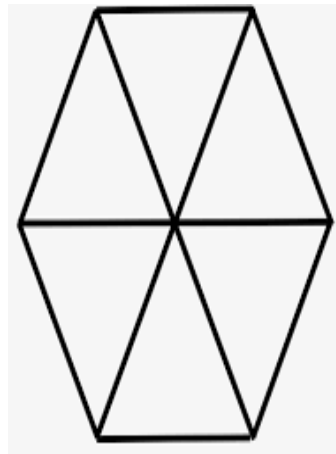
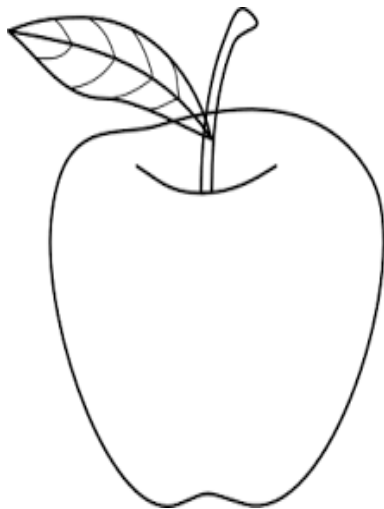


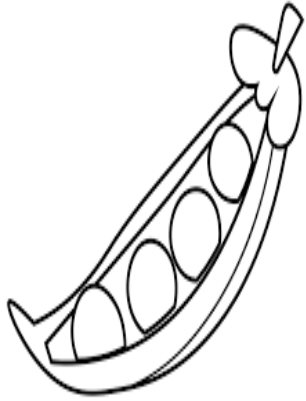

प्र.2 चित्र देखकर सही वर्ण लिखें:

i				
ii				
iii				
iv				

प्र.3 दिए गए वर्ण के बाद आने वाले वर्ण लिखो :

i	प	_____	v	ग	_____
ii	त्र	_____	vi	स	_____
iii	ष	_____	vii	ह	_____
iv	ब	_____	viii	ल	_____

प्र.4 'स' वर्ण से संबंधित चित्रों में रंग भरें :

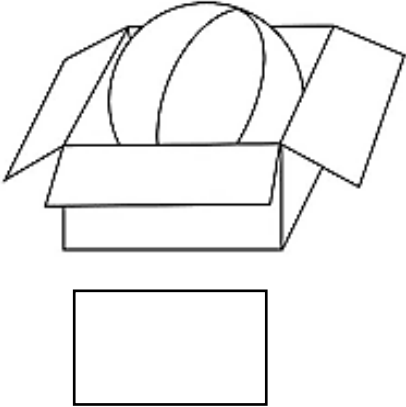
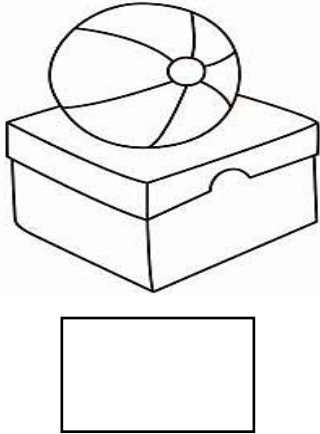




MATHEMATICS

Q.1 Write the missing counting numbers from 50 to 1
















50		48		46
	44		42	
40		38		36
	34		32	
30		28		26
	24		22	
20		18		16
	14		12	
10		8		6
	4		2	

Q.2 Tick (✓) the picture having object inside the box :

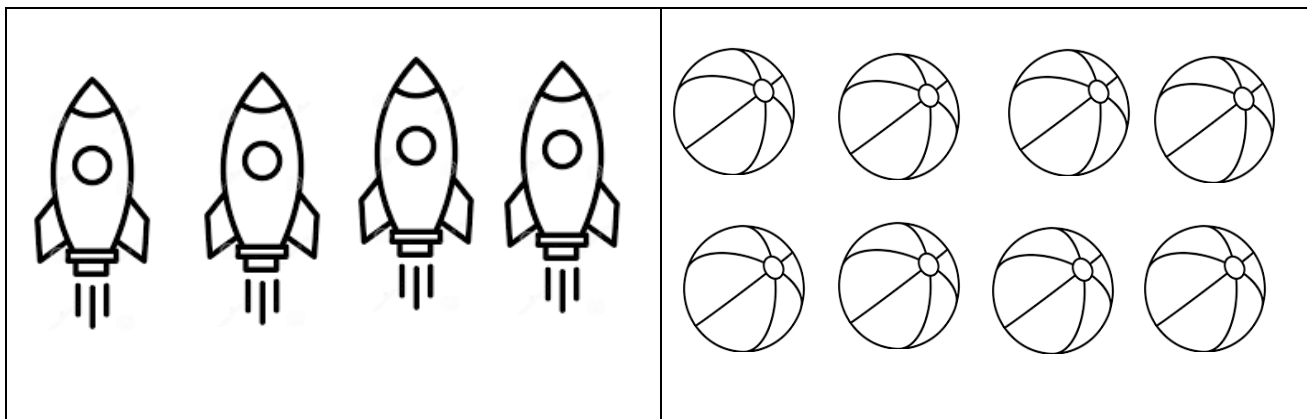
<div data-bbox="84 127 159 217">i</div> <div data-bbox="212 159 619 564"></div>	<div data-bbox="794 127 869 217">ii</div> <div data-bbox="987 143 1307 575"></div>
<div data-bbox="84 600 159 689">iii</div> <div data-bbox="108 607 590 1039"></div>	<div data-bbox="794 600 869 689">iv</div> <div data-bbox="928 607 1351 1034"></div>

Q.3 More or Less:

(i) Colour the group that has more number of objects:

<div data-bbox="188 1301 360 1487"></div> <div data-bbox="555 1312 711 1498"></div> <div data-bbox="196 1532 352 1718"></div> <div data-bbox="531 1532 687 1718"></div> <div data-bbox="204 1762 360 1948"></div> <div data-bbox="523 1762 679 1948"></div>	<div data-bbox="836 1305 983 1525"></div> <div data-bbox="1070 1317 1230 1552"></div> <div data-bbox="1273 1317 1433 1552"></div> <div data-bbox="860 1563 995 1760"></div> <div data-bbox="1067 1563 1227 1798"></div> <div data-bbox="1270 1563 1422 1798"></div> <div data-bbox="868 1800 1003 1998"></div> <div data-bbox="1070 1800 1206 1998"></div> <div data-bbox="1289 1800 1425 1998"></div>
---	--

(ii) Colour the group that has less number of objects:



Q.4 What comes before and after the given numbers:

i **49**

vii **42**

ii **34**

viii **30**

iii **21**

ix **39**

iv **35**

x **48**

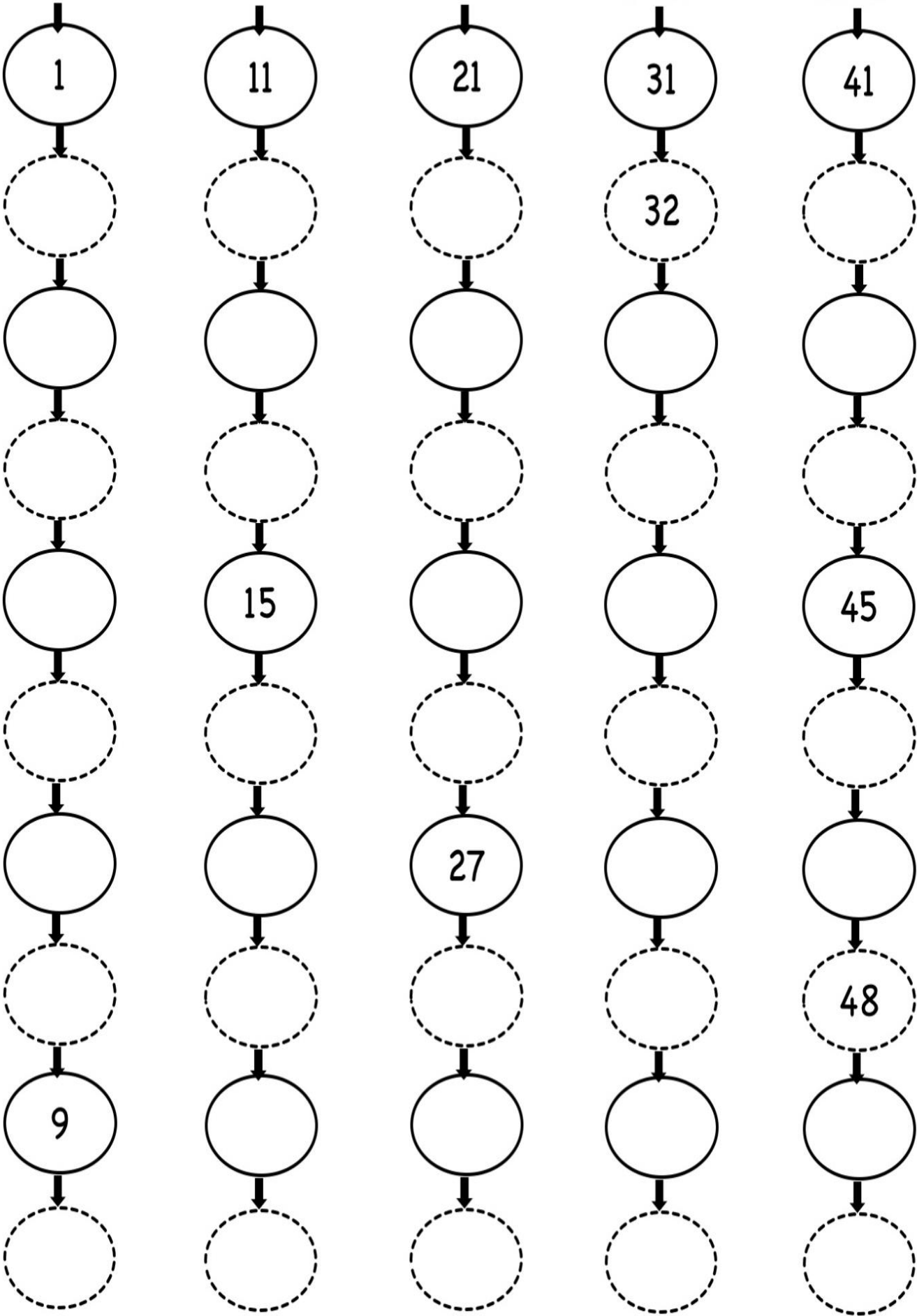
v **40**

xi **47**

vi **46**

xii **25**

Q.5 Write forward counting (1 to 50):



Q.1 Match the community helpers to their tools:




•



•



•



•



•



•



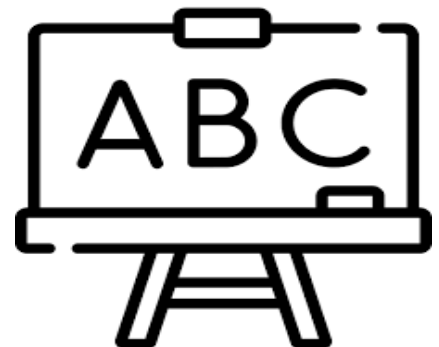
•



•






•






•

Q.2 Colour the farm animals:




i





ii



iii

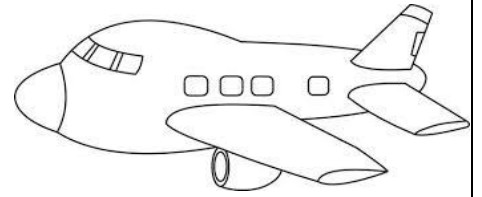




iv




Q.3 Circle the odd one out for each of the following:


(i)






(ii)



(iii)



(iv)



Q.4 Paste the pictures of Land, Water, Air transport vehicles in scrap file (3 each).

Q.5 Paste the pictures of five places in your neighborhood in scrap file.

Q.6 Make a wild animal's face using an origami sheet and paste in scrap file.

VISUAL ART

Q.1 Make a dog face using origami sheet.

Q.2 Tear and paste colourful bits of paper to make the given picture beautiful:

