



SUMMER VACATION ASSIGNMENT 2025

CLASS-LKG



The Earth is warm, the Sun's ablaze,
It is time of carefree days!
And bees abuzz that chance to pass,
May see you snoozing in the grass!
Hurray! It's Summer Break again!

MAY 25, 2025 TO JULY 06, 2025

The School Reopens on JULY 07, 2025.

NAME _____

ROLL NO. _____

www.newindiapinjore.in

Dearest Students

Greetings from NIHS!

Summer Vacation brings with itself a much-needed breather from hectic schedule. It is the most awaited time meant for relaxation and enjoyment, and if this time is utilised for creative pursuits, it becomes a learning experience.

Keeping this in view, we have designed a few exciting fun projects/ assignments to enhance learning skills, help understand concepts better, and make for a great crash course aimed at improving your academic output as well. These assignments will not only help you to revise and reinforce what you have learned in school, but will also enrich your knowledge.

This time we embark on a fascinating journey through the rich cultural tapestry and diverse landscape of vibrant state of India- **Telangana**. Get ready to explore the tradition, culture, cuisines, attires, dances, folksongs, history and much more. In a nutshell, the Summer Vacation Assignment has been designed to be a meaningful and creative exercise.

As parents, kindly maintain and lend support to your children and ensure that they complete the given work, well-in-time and to their best ability. Your encouragement can actually make a huge difference to the ultimate learning outcome of these projects.

Important Note:

- Homework must be completed neatly and creatively, in accordance with the given specifications and relevant to the question.
- Parental supervision is advised and required while surfing the internet.
- All the Art Integration Projects of Telangana, to be compiled in one common beautifully decorated file folder.
- These projects/ assignments will be assessed as Subject Enrichment Activity to be added in your Portfolio.
- Submit the Summer Vacation Assignment to the Class Teacher within a week of reopening of the school.

A Little Note for Parents


- These projects/ assignments will be assessed as Subject Enrichment Activity to be added in your child's Portfolio.
- Submit the Summer Vacation Assignment to the Class Teacher within a week of reopening of the school.
- Make sure your child has a quiet, well-lit place to do homework.
- Don't let your child do homework with the television on or in places with other distractions, such as mobile phones, people coming and going, etc.
- Make sure the material your child needs, such as paper, pencils and a dictionary, are available.
- Ask your child if special material is required for some projects and get them in advance.
- Help your child with time management.
- Establish a set time each day for doing homework. It will help regulating your child's Body Clock as per the set schedule.
- Be positive about homework.
- Tell your child how important school is. The attitude you express about homework will be the attitude your child acquires.
- When your child does homework, you too do your work.
- Show your child that the skills they are learning are related to things you do as an adult. If your child is reading, you read too.
- When your child asks for help, provide guidance, not answers.
- Giving answers means your child will not learn the material. Too much help teaches your child that when the going gets rough, someone will do the work for him or her.
- Help your child figure out what is hard homework and what is easy homework.
- Ask your child to do the hard work first. The harder a task is, the more energy and focus we need to complete it. Starting the harder tasks when you are tired is more difficult and often results in putting them off for another day.
- Reward progress in homework.
- If your child has been successful in homework completion and is working hard, celebrate that success with a special event (e.g., pizza, a morning or evening walk, a trip to the park, star gazing) to reinforce the positive effort.


Best wishes for Happy Holidays!

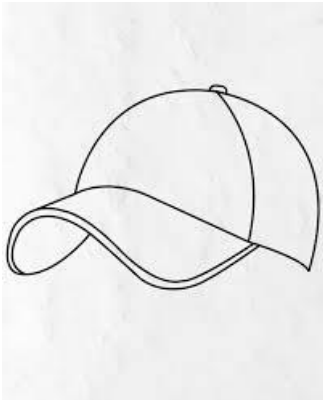
NIHS Team


ENGLISH

Q.1 See the picture and write the correct alphabet:












Q.2 Colour the sight words:


HAPPY



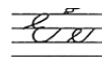
SUNNY



Q.3 Write the Mumma and Baby cursive letters

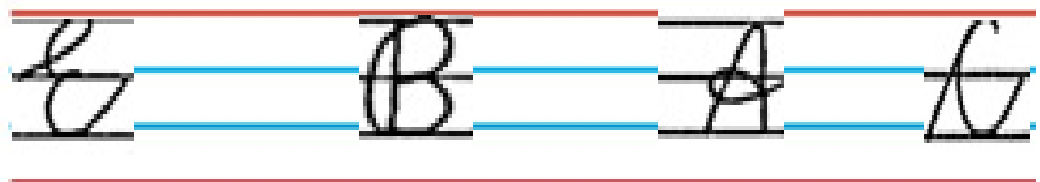

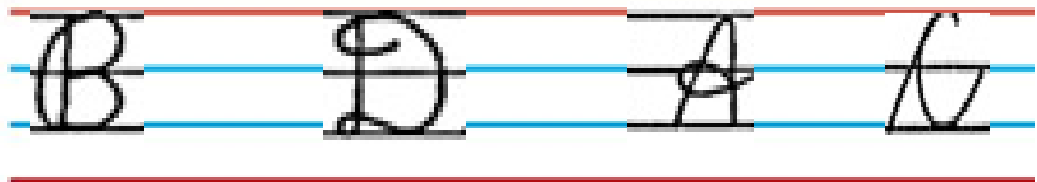
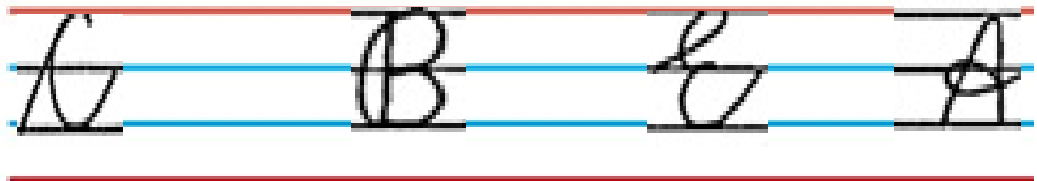

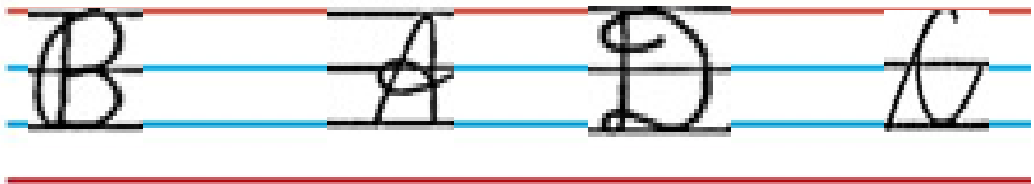
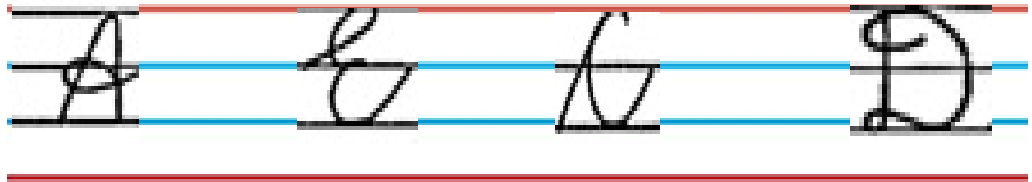
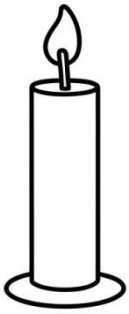


to




Handwriting practice lines consisting of multiple sets of three horizontal lines (top red, middle blue, bottom red) for writing cursive letters.

Q.4 See the picture and circle the correct letter.




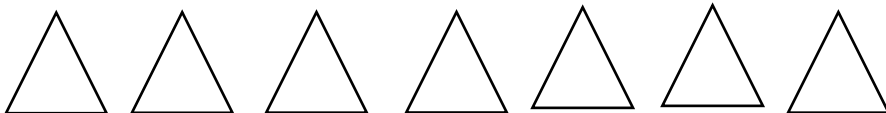

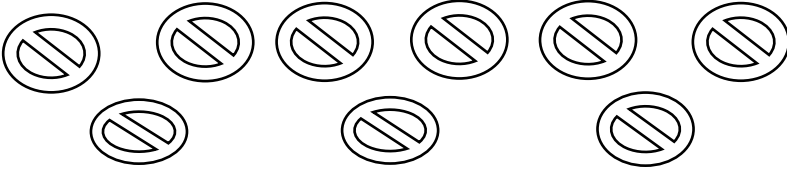
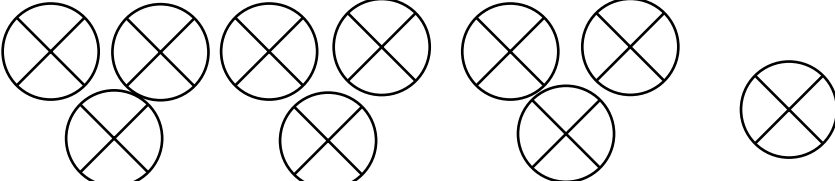


MATHEMATICS

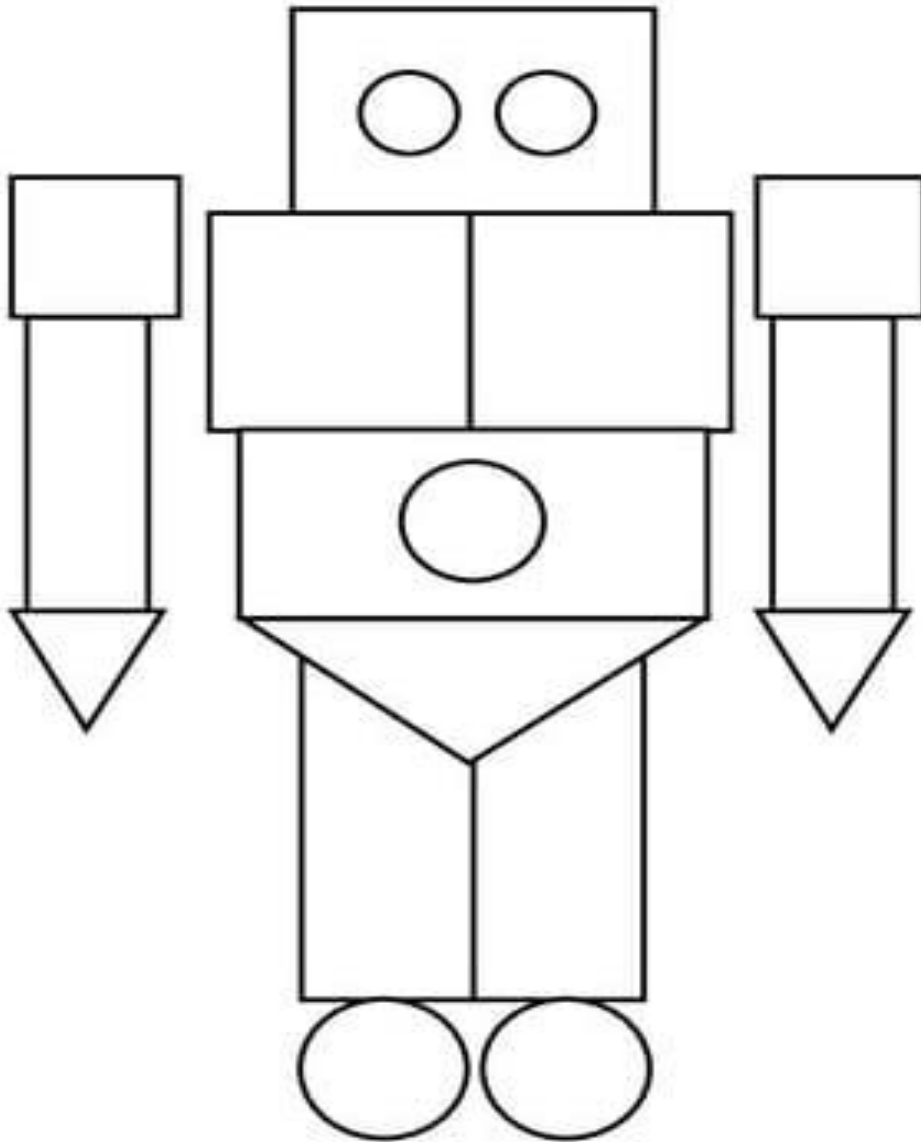
Q.1 Complete the caterpillar with forward counting:



Q.2 Count the objects and write the correct number:

Q.3 Colour the following shapes as mentioned below:



GREEN



RED




BLUE




BROWN

Q.4 Write backward counting (10 to 1):



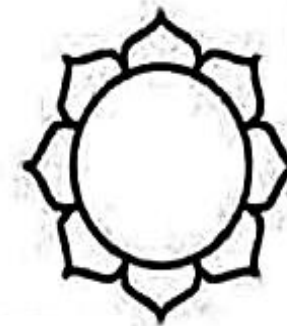





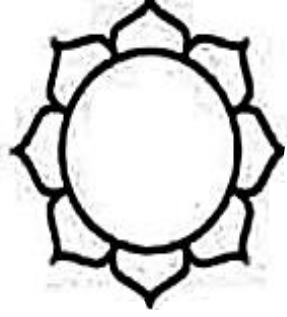



Q.5 Connect dot to dot to complete the picture and colour it:




हिंदी

प्र1. रिक्त स्थान भरो:




प्र2. सही चित्र पहचानकर स्वर से मिलान करे:




•

•




•

•



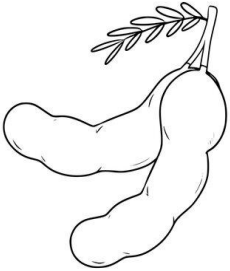
•

•



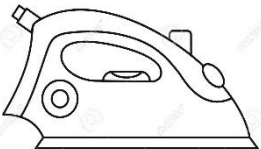
•

•



•

•








•

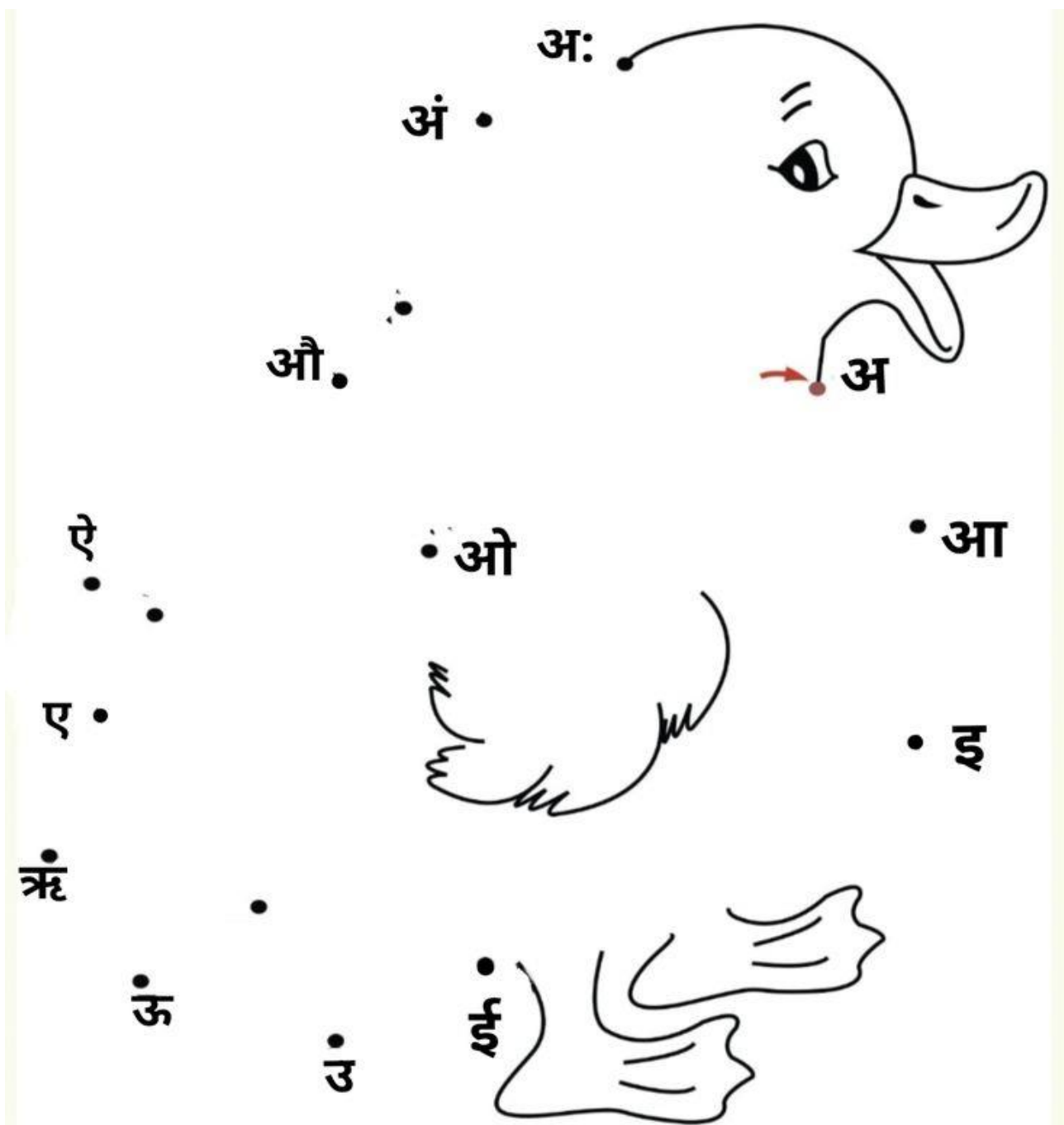
•

प्र3. चित्र देखकर सही स्वर पर गोला लगाओ:

सही स्वर पर गोला लगायें



प्र4. चित्र को पूरा करके रंग भरो :



EVS

Q.1 Colour My House:



Q.2 Match the words with the correct picture:


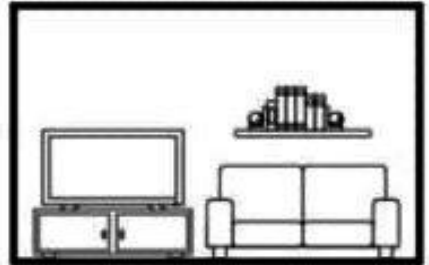
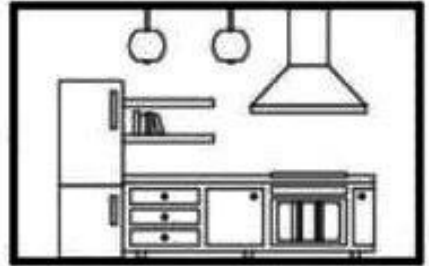
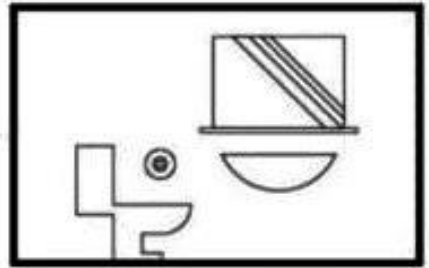
Dining

Bathroom

Bedroom

Living


Kitchen



Q.3 Make 'My Family' tree and paste it in the scrap file.

VISUAL ART


Q1. Colour the Bird:



Q.2 Colour the butterfly beautifully:



Q.3 Colour the duck beautifully:



Q.4 Make a Father's Day Card with Handprint.