



# SUMMER VACATION ASSIGNMENT 2025

CLASS-I



The Earth is warm, the Sun's ablaze,  
It is time of carefree days!  
And bees abuzz that chance to pass,  
May see you snoozing in the grass!  
Hurray! It's Summer Break again!

**MAY 25, 2025 TO JULY 06, 2025**

The School Reopens on JULY 07, 2025.

NAME \_\_\_\_\_

ROLL NO. \_\_\_\_\_

[www.newindiapinjore.in](http://www.newindiapinjore.in)

## Dearest Students

Greetings from NIHS!

Summer Vacation brings with itself a much-needed breather from hectic schedule. It is the most awaited time meant for relaxation and enjoyment, and if this time is utilised for creative pursuits, it becomes a learning experience.

Keeping this in view, we have designed a few exciting fun projects/ assignments to enhance learning skills, help understand concepts better, and make for a great crash course aimed at improving your academic output as well. These assignments will not only help you to revise and reinforce what you have learned in school, but will also enrich your knowledge.

This time we embark on a fascinating journey through the rich cultural tapestry and diverse landscape of vibrant state of India- **Telangana**. Get ready to explore the tradition, culture, cuisines, attires, dances, folksongs, history and much more. In a nutshell, the Summer Vacation Assignment has been designed to be a meaningful and creative exercise.

As parents, kindly maintain and lend support to your children and ensure that they complete the given work, well-in-time and to their best ability. Your encouragement can actually make a huge difference to the ultimate learning outcome of these projects.

### Important Note:

- Homework must be completed neatly and creatively, in accordance with the given specifications and relevant to the question.
- Parental supervision is advised and required while surfing the internet.
- All the Art Integration Projects of Telangana, to be compiled in one common beautifully decorated file folder.
- These projects/ assignments will be assessed as Subject Enrichment Activity to be added in your Portfolio.
- Submit the Summer Vacation Assignment to the Class Teacher within a week of reopening of the school.

## A Little Note for Parents

- These projects/ assignments will be assessed as Subject Enrichment Activity to be added in your child's Portfolio.
- Submit the Summer Vacation Assignment to the Class Teacher within a week of reopening of the school.
- Make sure your child has a quiet, well-lit place to do homework.
- Don't let your child do homework with the television on or in places with other distractions, such as mobile phones, people coming and going, etc.
- Make sure the material your child needs, such as paper, pencils and a dictionary, are available.
- Ask your child if special material is required for some projects and get them in advance.
- Help your child with time management.
- Establish a set time each day for doing homework. It will help regulating your child's Body Clock as per the set schedule.
- Be positive about homework.
- Tell your child how important school is. The attitude you express about homework will be the attitude your child acquires.
- When your child does homework, you too do your work.
- Show your child that the skills they are learning are related to things you do as an adult. If your child is reading, you read too.
- When your child asks for help, provide guidance, not answers.
- Giving answers means your child will not learn the material. Too much help teaches your child that when the going gets rough, someone will do the work for him or her.
- Help your child figure out what is hard homework and what is easy homework.
- Ask your child to do the hard work first. The harder a task is, the more energy and focus we need to complete it. Starting the harder tasks when you are tired is more difficult and often results in putting them off for another day.
- Reward progress in homework.
- If your child has been successful in homework completion and is working hard, celebrate that success with a special event (e.g., pizza, a morning or evening walk, a trip to the park, star gazing) to reinforce the positive effort.

Best wishes for Happy Holidays!

NIHS Team

## ENGLISH

Q.1 See the picture and answer the questions:










- 1) What is this place? \_\_\_\_\_
- 2) Who are playing? \_\_\_\_\_
- 3) Name one animal that you can see in the picture \_\_\_\_\_
- 4) List down any 3 nouns that you can see in this picture
  - i. \_\_\_\_\_
  - ii. \_\_\_\_\_
  - iii. \_\_\_\_\_

Make a sentence from the word enjoying



Q.2 Fill in the blanks with A/ An and colour the pictures:



Q.3 Read the story book of your choice and mention the following:



TITLE OF THE STORY

FAVOURITE CHARACTER

SIGHT WORDS

NEW VOCABULARY

MORAL OF THE STORY

Q.4 Fill in the blanks with correct rhyming words.

1) bin, \_\_\_\_\_, \_\_\_\_\_, \_\_\_\_\_.

2) pot, \_\_\_\_\_, \_\_\_\_\_, \_\_\_\_\_.

3) bat, \_\_\_\_\_, \_\_\_\_\_, \_\_\_\_\_.

4) ran, \_\_\_\_\_, \_\_\_\_\_, \_\_\_\_\_.

5) cut, \_\_\_\_\_, \_\_\_\_\_, \_\_\_\_\_.

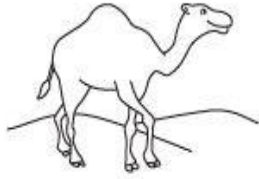
6) dot, \_\_\_\_\_, \_\_\_\_\_, \_\_\_\_\_.

7) led, \_\_\_\_\_, \_\_\_\_\_, \_\_\_\_\_.

8) nag, \_\_\_\_\_, \_\_\_\_\_, \_\_\_\_\_.

Q.5 Solve the jumbled puzzle:

maelc



--	--	--	--	--

erde




--	--	--	--

nloi




--	--	--	--

woc




--	--	--

tlepaneh



--	--	--	--	--	--	--	--

eorsh



--	--	--	--	--

odg



--	--	--

tac



--	--	--

rofg



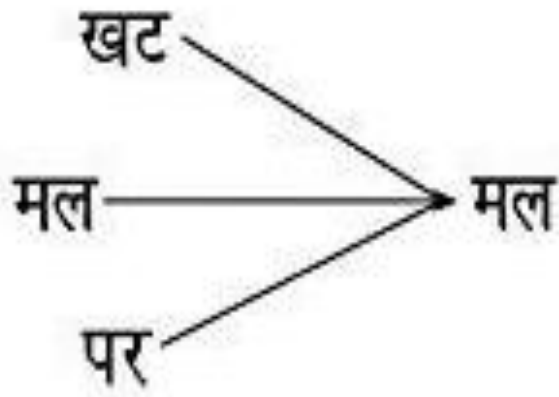
--	--	--	--



## हिंदी

प्र.1

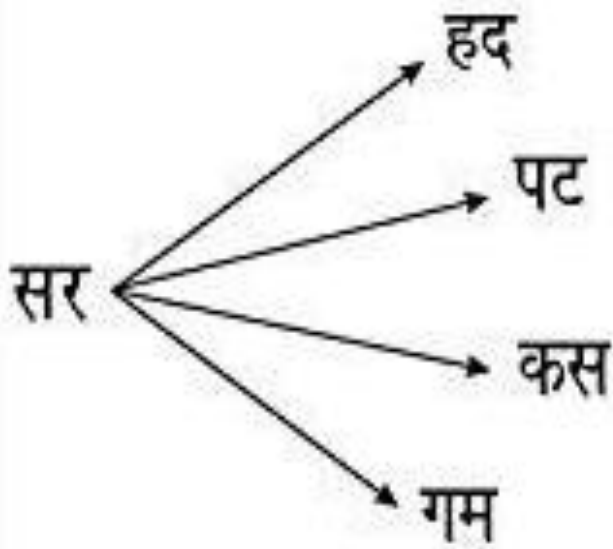
शब्दों को मिलाकर नए शब्द बनाओ



\_\_\_\_\_

\_\_\_\_\_

\_\_\_\_\_

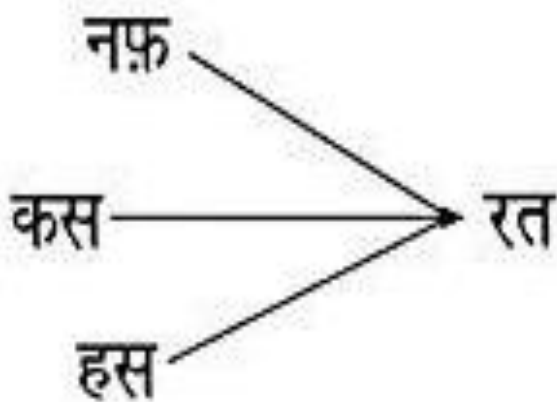


सरहद

\_\_\_\_\_

\_\_\_\_\_

\_\_\_\_\_



\_\_\_\_\_

\_\_\_\_\_

\_\_\_\_\_

प्र.2 उत्तर चुनकर खाली स्थान भरिए :

सूरज

अनेक

धरती

पवन

चंदा

आसमान

1.  पर बहुत सारे पेड़ हैं ।

2. मेरे पास  खिलौने हैं ।

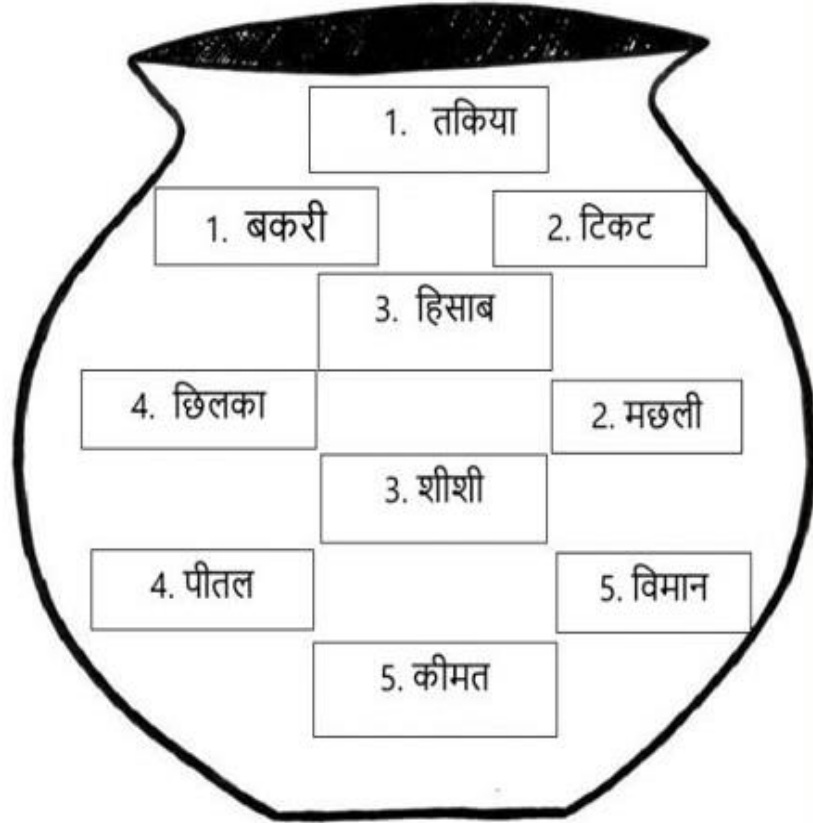
3. आज बहुत अच्छी  चल रही है ।

4.  दिन में और  रात में दिखाई देता है ।

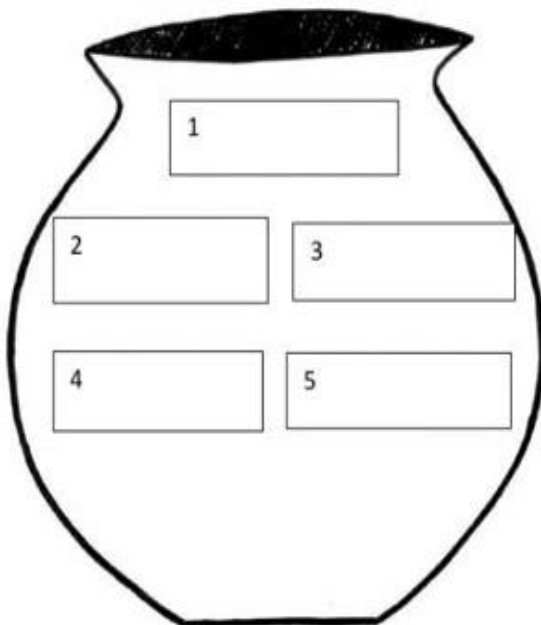
5. रात को  में तारे झिलमिल करते हैं ।

## कुछ खेलें

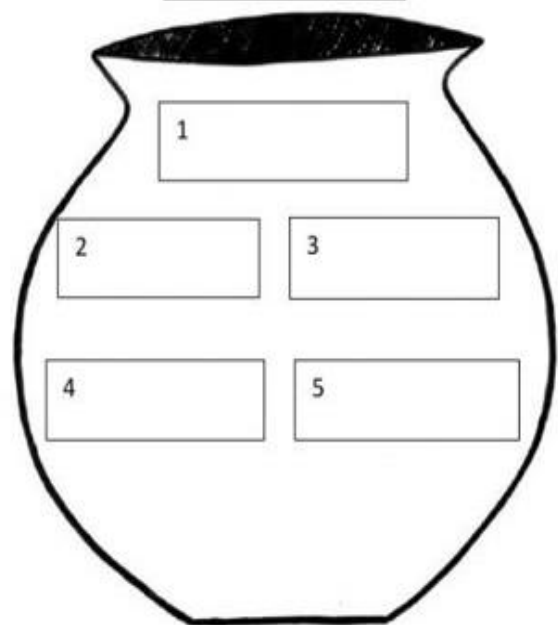
- मटके में रखे 'इ' और 'ई' मात्रा वाले शब्द मिलजुल गए हैं। उनमें से इ और ई मात्रा वाले शब्दों को छाँटकर अलग - अलग मटके में रखें।



ि इ



ी ई



प्र4.

दिए गए अनेक शब्दों के लिए एक शब्द लिखिए।

1. कपड़े धोने वाला - धोबी
2. दूध बेचने वाला - .....
3. जूते बनाने वाला - .....
4. खेती करने वाला - .....
5. किताबें बेचने वाला - .....
6. समाचार देने वाला - .....
7. गीत गाने वाला - .....
8. कविता लिखने वाला - .....
9. चित्र बनाने वाला - .....
10. सड़क पर पहरा देने वाला - .....

प्र.5. विपरीत शब्द लिखो।

छोटा	X	_____
दूर	X	_____
नरम	X	_____
सीधा	X	_____
इधर	X	_____
रात	X	_____
सुबह	X	_____

विपरीत शब्द पर गोला लगाओ।

रात - सुबह शाम दिन कल

नरम - गरम शर्म ठंडा धुप

छोटा - बड़ा खोटा मोटा सीधा

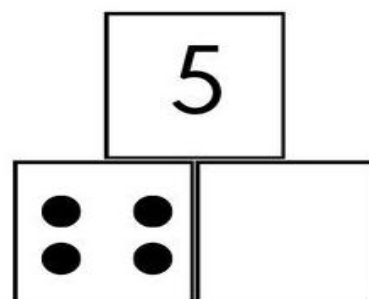
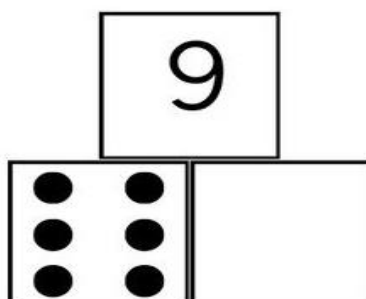
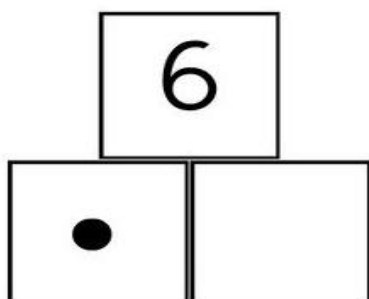
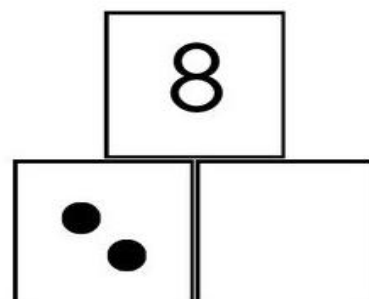
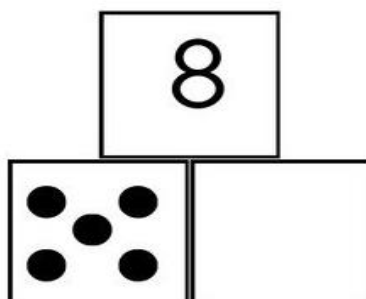
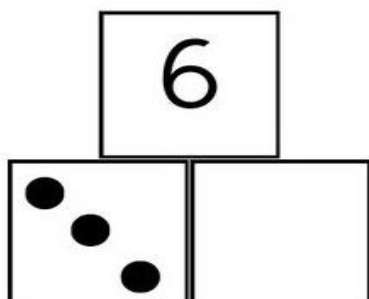
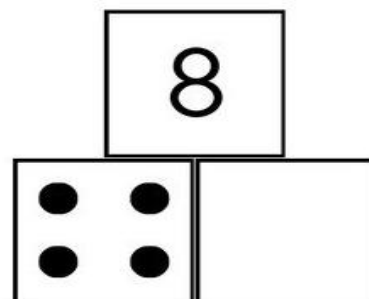
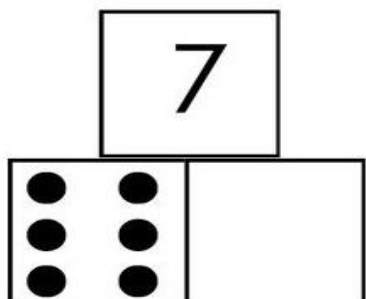
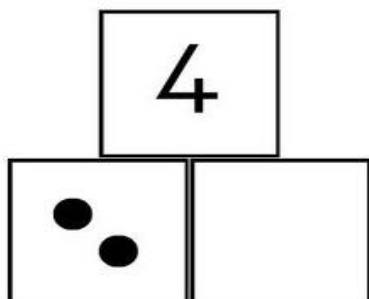
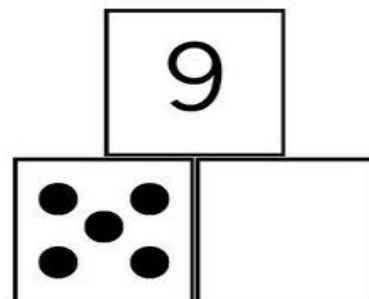

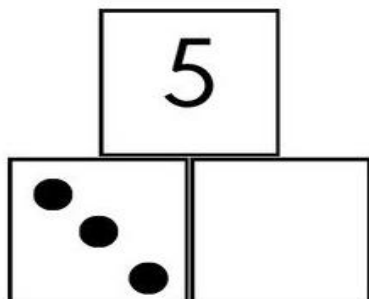
ठंडा - गरम नरम पीला गोरा

मोटा - छोटा पतला हल्का भरी



## MATHEMATICS

**Q.1 Fill the right number box with the number on the dice:**



**Q.2 Write 1<sup>st</sup>, 2<sup>nd</sup>, 3<sup>rd</sup>, 4<sup>th</sup> and 5<sup>th</sup> ordinal numbers under the pictures.**

**Fill in the blanks with the correct ordinal numbers:**



\_\_\_\_\_

\_\_\_\_\_

\_\_\_\_\_

\_\_\_\_\_

\_\_\_\_\_

1. The  is in the \_\_\_\_\_ place.

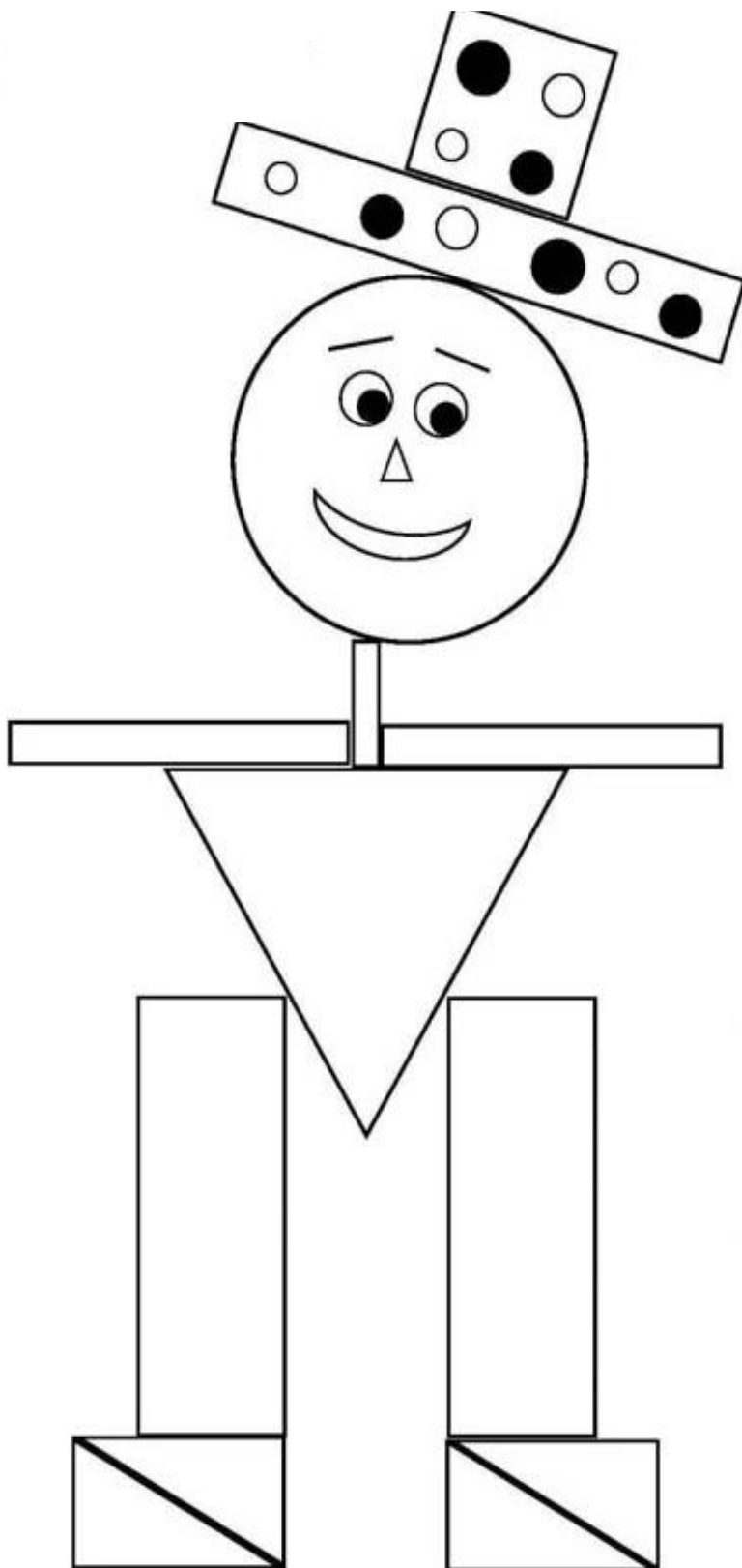
2. The  is in the \_\_\_\_\_ place.

3. The  is in the \_\_\_\_\_ place.

4. The  is in the \_\_\_\_\_ place.

5. The  is in the \_\_\_\_\_ place.

**Q.3 Count the number of shapes given in the picture and write in the blanks:**



\_\_\_\_\_ circles

\_\_\_\_\_ rectangles

\_\_\_\_\_ squares

\_\_\_\_\_ triangles

My face has:

\_\_\_\_\_ circles

\_\_\_\_\_ triangles

\_\_\_\_\_ squares

My arms are:

\_\_\_\_\_

My body is a:

\_\_\_\_\_

My legs are:

\_\_\_\_\_

My feet are:

**Q.4 Arrange the numbers in ascending order.**

179, 198, 154, 160, 6

--	--	--	--	--

68, 148, 28, 118, 180

--	--	--	--	--

20, 126, 62, 169, 46

--	--	--	--	--

52, 75, 39, 40, 19

--	--	--	--	--

**Q5 Arrange the numbers in descending order.**



194	45	82	170	117



49	174	26	162	54

119	29	82	160	99

168	42	24	190	72



Q.6 Write the following numbers in words



44 \_\_\_\_\_ 78 \_\_\_\_\_

28 \_\_\_\_\_ 86 \_\_\_\_\_

75 \_\_\_\_\_ 36 \_\_\_\_\_

19 \_\_\_\_\_ 22 \_\_\_\_\_

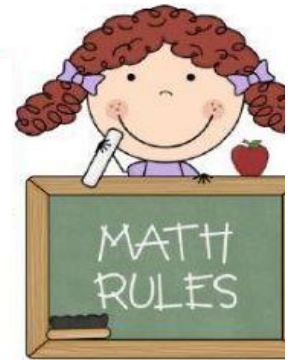
97 \_\_\_\_\_ 55 \_\_\_\_\_

62 \_\_\_\_\_ 33 \_\_\_\_\_

84 \_\_\_\_\_ 66 \_\_\_\_\_



**Q.7 Compare the numbers by using >, < or = sign:**



11 ○ 20

2 ○ 5

19 ○ 18

9 ○ 1

12 ○ 17

10 ○ 10

14 ○ 15

8 ○ 3

23 ○ 23









22 ○ 29

30 ○ 25

28 ○ 27

Q.1


# ☆ All About ME ☆

My name			
I am  years old			
I don't like	I like		It's me
		Favourite food 	
My BIG dreams 	Favourite animal 		
Favourite colors 		Favourite school subject 	


Q.2

# My Family Tree

Paste the photo of each family member on the correct tree branch!



**Q.3 Paste the pictures of any six living and non-living things in the following boxes:**



**Living**

**Nonliving**




**Q.4 Draw something you use in each season**

Winter	Spring
 <p><b>THE FOUR SEASONS</b></p>	
Summer	Monsoon

My favourite season is:\_\_\_\_\_ My least favourite season is:\_\_\_\_\_




**Q.5 Label the parts of the body in the given circles:**




## VISUAL ART

**Q.1 Decorate the pumpkin using stickers:**




**Q.2 Colour the butterfly using number code:**



**1-yellow    2-blue    3-green**  
**4-red       5-orange**

**Q.3 Complete the other half of the drawing and colour it:**

**GRID DRAWING**



**Q.4 Make your own stick puppet of peacock using the idea shown below:**

