

असतो मा सद्गमय, तमसो मा ज्योतिर्गमय ॥



**NEW INDIA HIGH SCHOOL**  
RATPUR COLONY, PINJORE  
Affiliated to CBSE  
[www.newindiapinjore.in](http://www.newindiapinjore.in)

# WINTER BREAK ASSIGNMENT

**DECEMBER 31, 2024 TO JANUARY 15, 2025**  
THE SCHOOL REOPENS ON JANUARY 16, 2025.



**CLASS-LKG**

Dear Parents

Vacations are welcome break.....Break from schedules, rules and regulations of the school. Freedom brings more responsibility, so keeping this in mind, we have planned most of the activities to keep our children engaged and also help them in channelizing their energy. Kindly help and guide your child in completing his/her work and also exploring his/her creative self.

Submit the assignment to the Class Teacher on January 16, 2025.

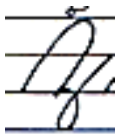
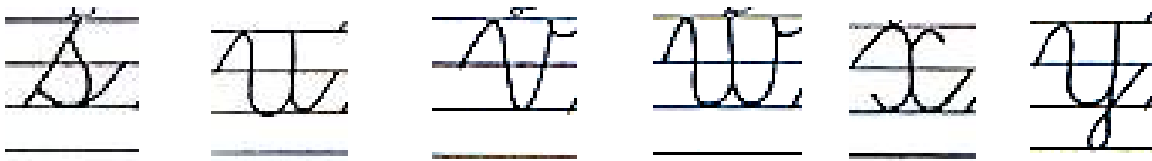
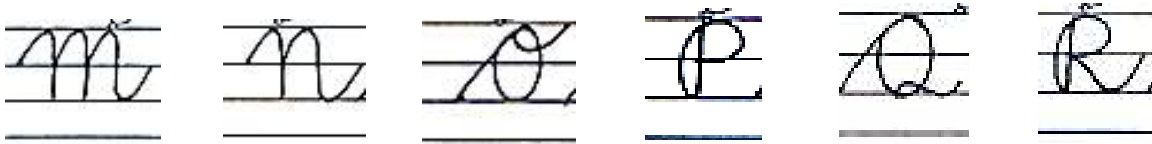
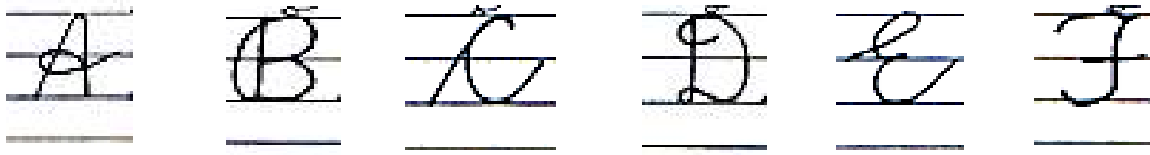
#### HOW INDEPENDENT CAN I BECOME?

- Make your child more independent by teaching him or her various activities like.
- Buttoning and unbuttoning the shirt.
- Laying the table.
- Folding mats and clothes.
- Arranging their toy shelf.
- Learning how to zip their school bag and their uniform.
- Sorting and pairing household items.

**HAPPY HOLIDAYS !**

# ENGLISH

Q.1 Write cursive Mumma letters in the given sheet (2 times):



Q.2 Write cursive Baby letters in the given sheet (2 times):

a b c d e f g

h i j k l m n

o p q r s t

u v w x y z



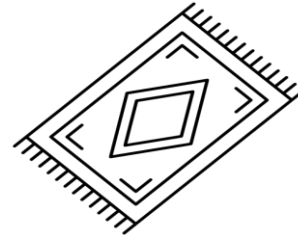

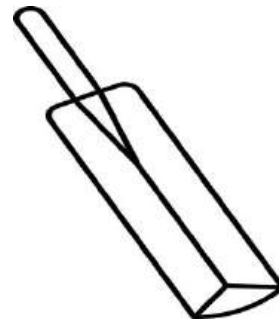












**Q.3 Colour the pictures with vowel 'a' in their names.**




**Q. 4 Colour the object that begins with letter 'P'**



-----



-----




twinkl.com

-----



clipart.com

-----



-----

**Q.5 Fill in the correct vowel to complete each word and colour the pictures:**

a e i o u



T-----n



C-----p



B-----g




N-----t




C-----p




M-----p



S-----n




M-----n



H-----n

# CONCEPT OF BIG AND SMALL


Q. 6 Colour the things these are big in size:






# LET'S MAKE LEMONADE

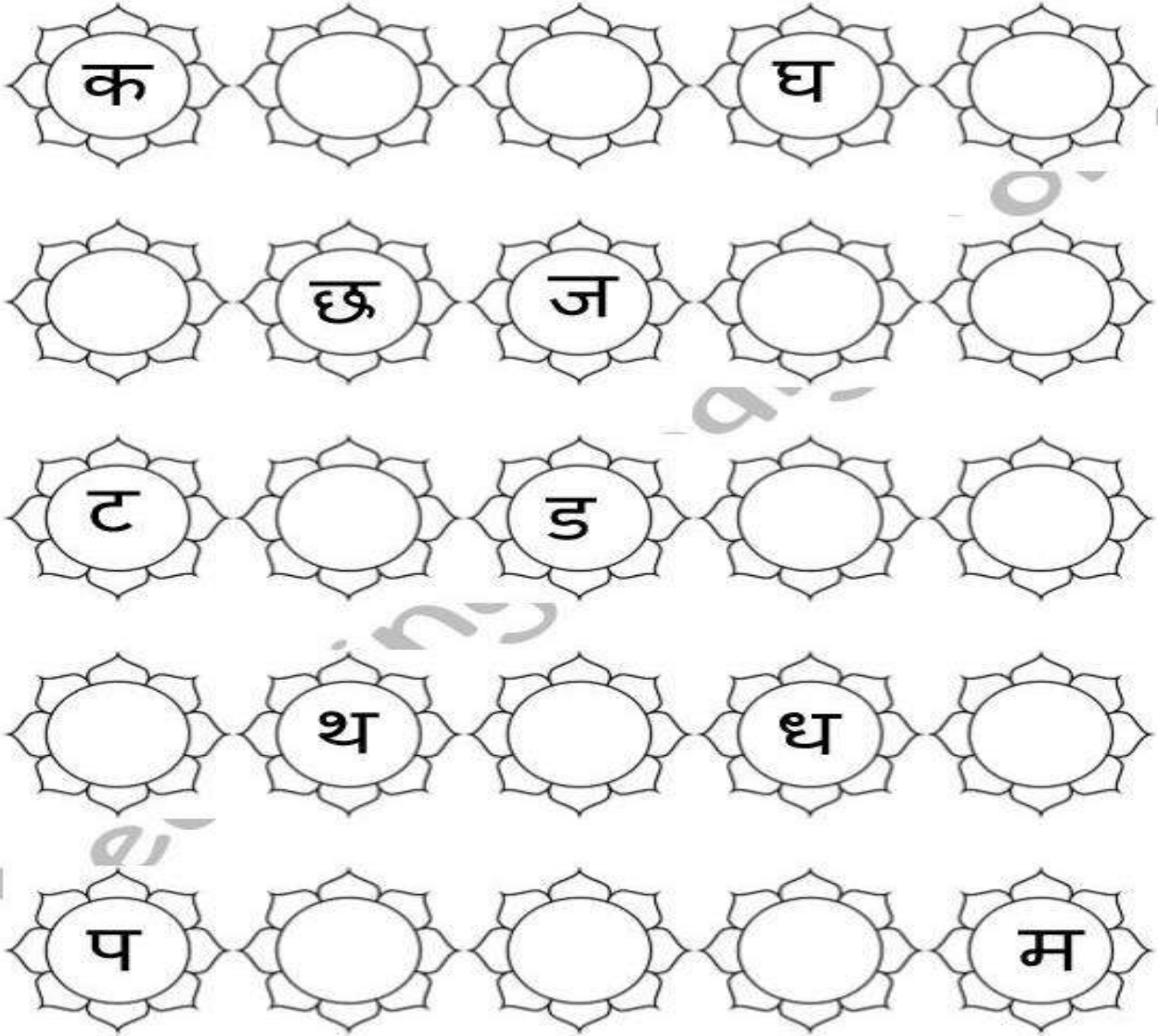
Q.8 Colour only the mumma letters to make lemonade.



Q.9 Join the dots to complete the picture.



□□□.1 □□□□□ □□□□□ □□□□ : □□□□




□□□.2 □□□□□ □□□□□ □□□□ : □□□□






घ.....




ग.....




फ.....



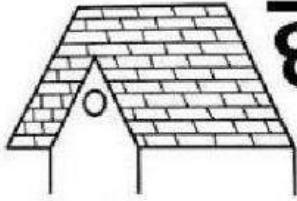
ङ.....



ज.....




प.....



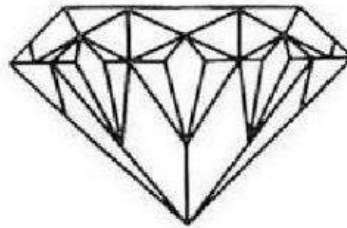
छ.....



ब.....




ध.....

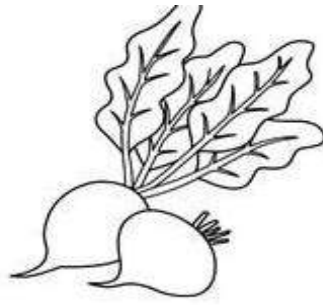


व.....


□□□.3 □□□□ □□□□ □□□□ □□□□ □□□□ □□ □□ □□□□ :



\_\_\_\_\_



\_\_\_\_\_



\_\_\_\_\_



\_\_\_\_\_



\_\_\_\_\_




\_\_\_\_\_



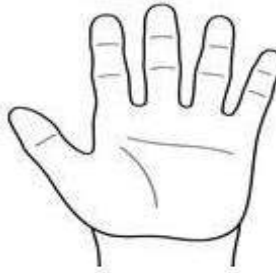
\_\_\_\_\_



\_\_\_\_\_



\_\_\_\_\_



\_\_\_\_\_

□□□.4 □□□ □□□□□ □□ □□□□ □□□□□ :

□□□.5 □□□□□ □□□□□ □□ □□□□□ □□□□ □□ □□ □□□ □□□□□।



श फ र ल



ट फ स र



फ र ग त



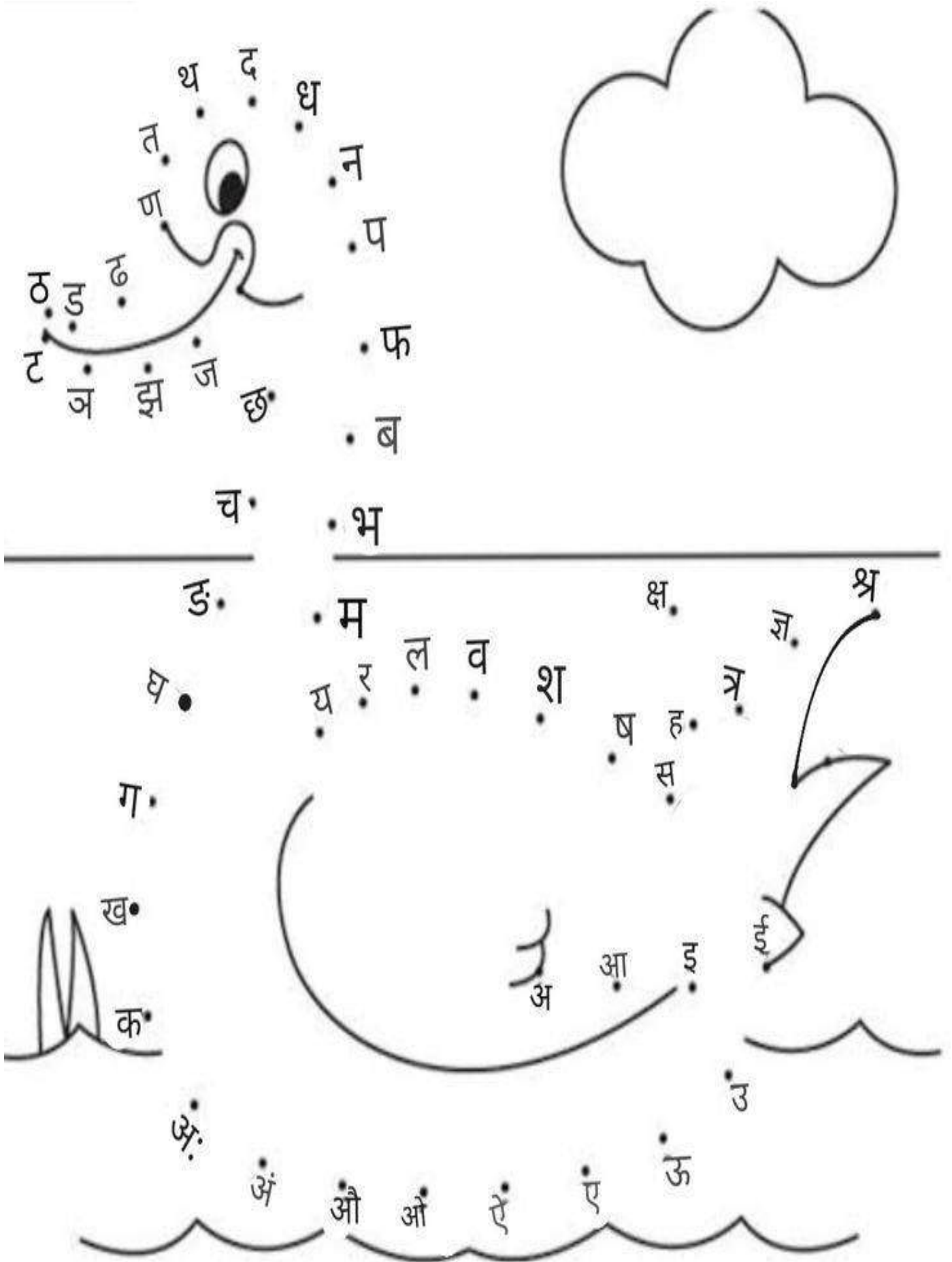
ह स ख षः



प थ ठ व



क ह ठ भ



□□□.6 □□□ □□ □□□□□□ □□ □□□□ □□ □□□□ □□□□□□ |






## MATHEMATICS

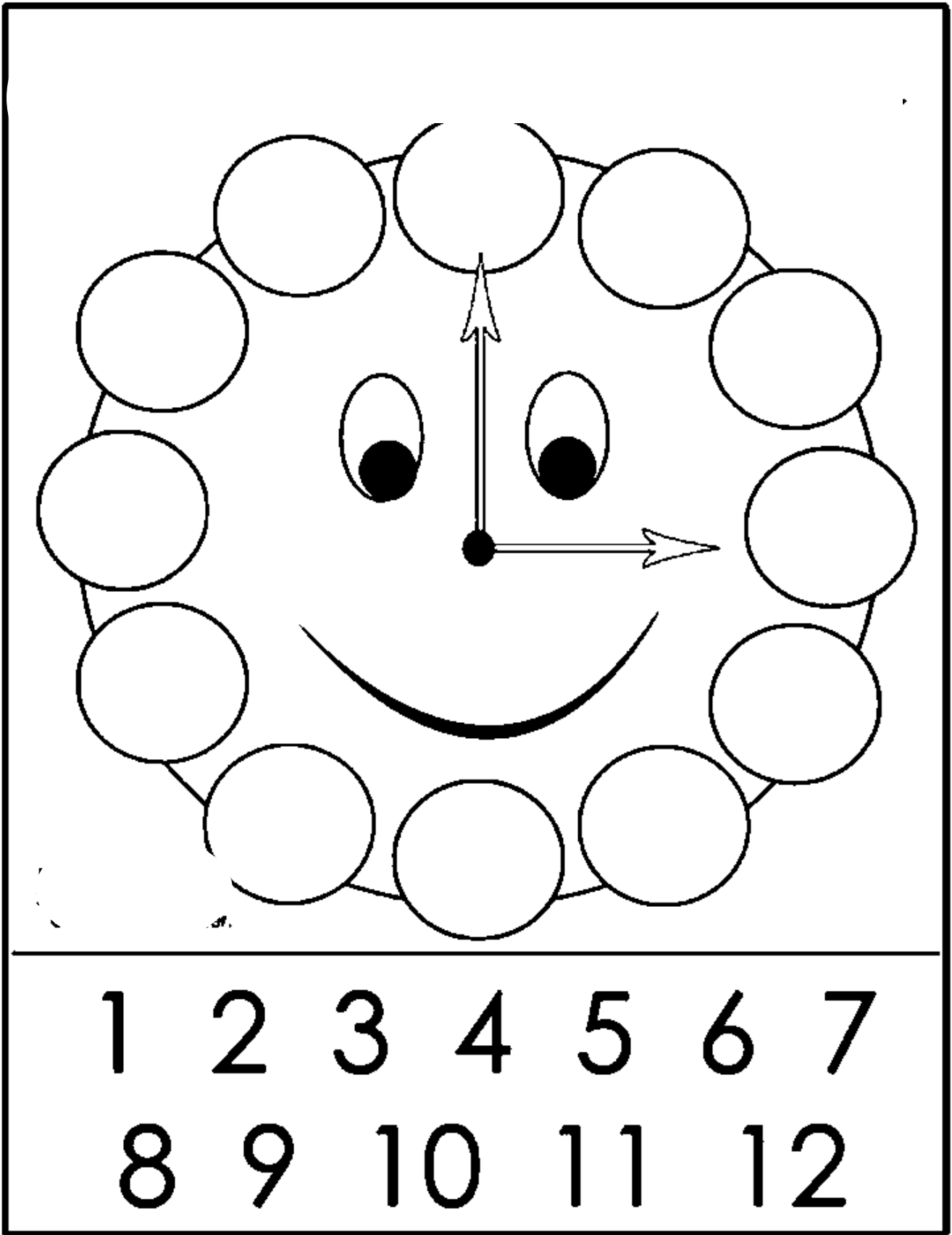
Q.1 Write counting (1-100) everyday in any rough notebook.

Q.2 Write number names (11-20) 5 times and learn their spellings.

Q.3. Circle the objects that match the first shape.




Q.4 Write the number in the circles to complete the clock..



Q.5 Count and add.

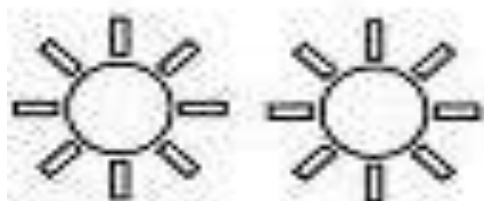





+




=



+



=



+



=



+

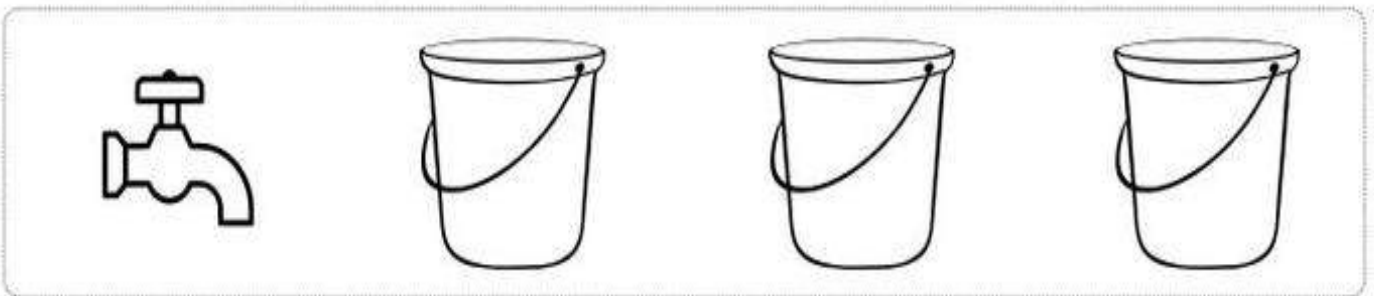
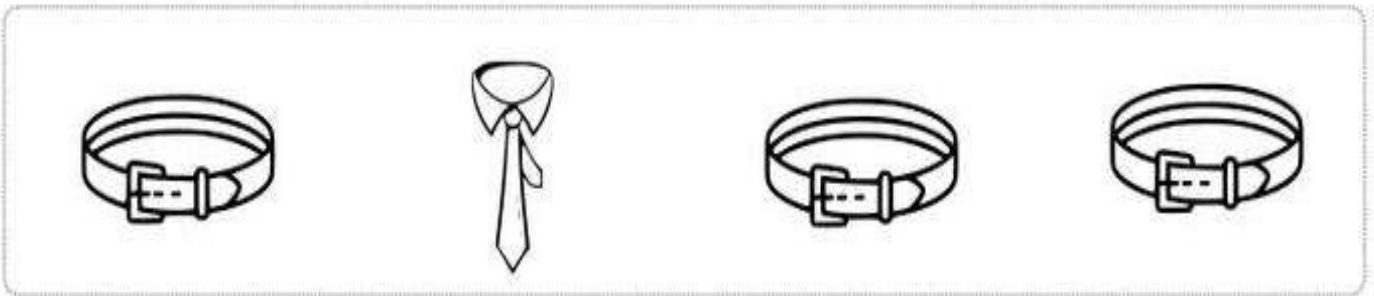


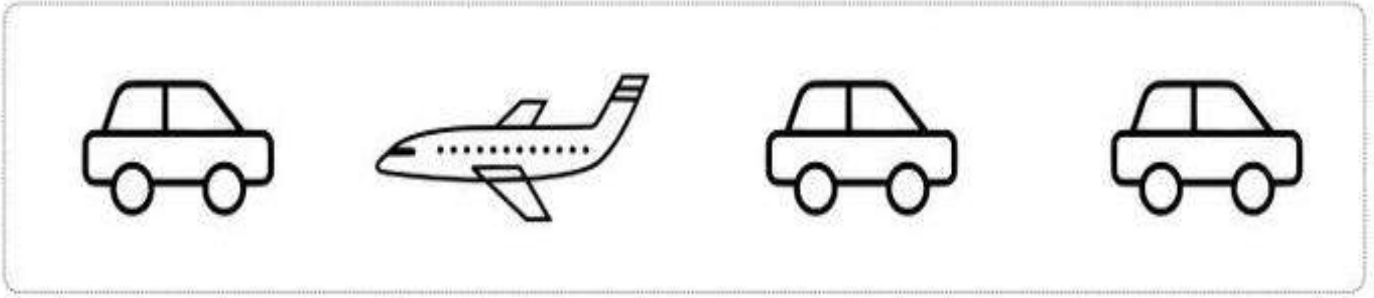


=











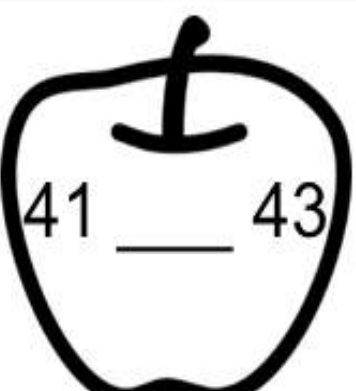



+

Q.6 Circle the odd one out:



Q.7 BEFORE- BETWEEN – AFTER(0-100)

Before	Between	After
 <p>___ 37</p>	 <p>67 ___ 69</p>	 <p>15 ___</p>
 <p>___ 56</p>	 <p>25 ___ 27</p>	 <p>89 ___</p>
 <p>___ 43</p>	 <p>78 ___ 80</p>	 <p>57 ___</p>
 <p>___ 92</p>	 <p>41 ___ 43</p>	 <p>65 ___</p>

Q. 8 Circle the correct number name:

3	three two seven
1	five one ten
8	four two eight
6	two six seven
9	one nine four
5	five seven ten
2	three eight two
4	ten six four

Q.9 How many do i have?

I have



eyes

I have



mouth

I have



ears

I have



fingers

I have



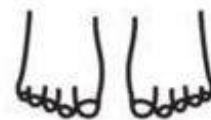
legs

I have



arms

I have



toes

I have



nose

1 2 3 4 5 6 7 8 9 10



Q. 10 Write the missing number.





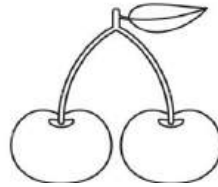




1       3       5       7       9    10  
11   12       14       16       18   19   20  
21       23       25       27       29   30  
31   32       34       36       38   39   40  
41       43       45       47       49   50  
51   52       54       56       58   59   60  
61       63       65       67       69   70  
71   72       74       76       78   79   80  
81       83       85       87       89   90  
91   92       94       96       98   99   100

# EVS


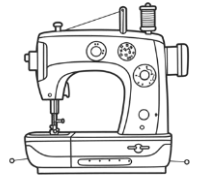
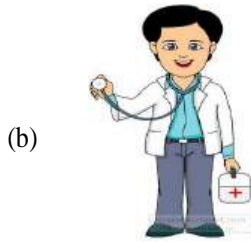
Q.1 Make a house using popsicles in scrap file.

Q.2 Cut and paste 5 pictures of 'Our Helpers' and their tools in scrap file.

Q.3 Colour only the fruits which are red in colour.


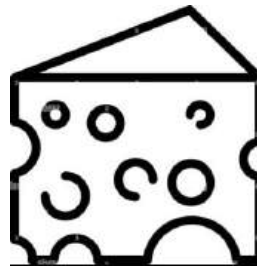
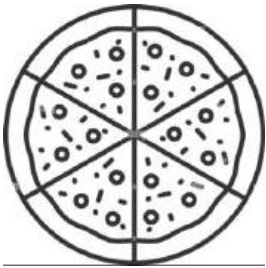

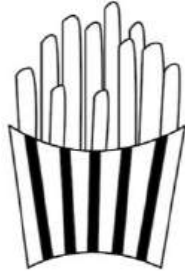


**Q.4 Match the helpers with their tools:**

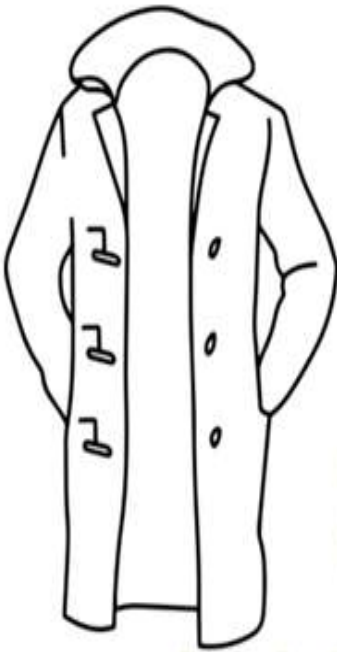




**Q.5 Put your thumb impression under the healthy things and colour them also.**




Q.6 Colour the things you wear and eat in winter season.



**Q.7** Mention the name of your family members

Color the picture  
of the family.



Q.1 Colour the sheet and paste stickers of stars.



**Q.2 Paste cotton on the Snowman and decorate it beautifully.**



