



NEW INDIA SENIOR SECONDARY SCHOOL, PINJORE  
**SUMMER VACATION ASSIGNMENT 2024**

**CLASS – NURSERY**



NAME: \_\_\_\_\_

ROLL NO.: \_\_\_\_\_

## **HABITS TO IMBIBE DURING SUMMER VACATION**

Dear Students,

Summer vacation is a great time to have fun and learn new things. Here are some good habits to try:

### **1. Read Every Day**

- Why: Improves your imagination and vocabulary.
- How: Read storybooks or comics for 15-20 minutes daily.

### **2. Stay Active**

- Why: Keeps you healthy and energetic.
- How: Play outside, ride your bike, or skip rope for 30 minutes daily.

### **3. Eat Healthy Foods**

- Why: Helps you grow strong.
- How: Eat fruits, vegetables, and drink lots of water.

### **4. Help at Home**

- Why: Teaches responsibility.
- How: Tidy your room or set the table.

### **5. Try New Hobbies**

- Why: Fun and educational.
- How: Try drawing, painting, or gardening.

### **6. Spend Time in Nature**

- Why: Makes you feel happy and calm.
- How: Go for walks or play in the garden.

### **7. Learn Something New**

- Why: Exciting and fun.
- How: Learn new words or simple science experiments or hobbies that makes your excited.

### **8. Have Fun and Relax**

- Why: Important for happiness.
- How: Play games and spend time with family.

### **Tips for Parents**

- Encourage Reading: Read together daily.
- Promote Activity: Plan outdoor play.
- Healthy Eating: Involve kids in meal prep.
- Routine: Balance fun and learning.

*Enjoy your vacation and have fun learning new things!*

## SUMMER VACATION ASSIGNMENT


➤ Revise Periodic Test 1 Syllabus of Hindi and Mathematics.

### ENGLISH

#### Recognition

1. Read Phonic sounds a to z from the worksheet provided.

#### REFERENCE WORKSHEET FOR ENGLISH CALLIGRAPHY & PHONICS



#### Writing

1. Fun with patterns (A): Do Page No. – 20 to 36.

2. LWAS: Do Page No. 3 to 13 (Enrichment Sheet), Page No. – 26, 42, 46, 47, 51, 59, 62.

3. Trace letters A a, B b, C c in the following worksheets:

\* Practice the same worksheets in English notebook also.

June 01, 2024

Saturday

Letter - A

/ ^ A

••• ^••• A•••

••• ^••• A•••

••• ^••• A•••

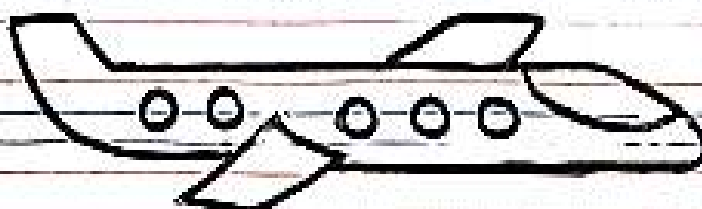
Letter - a

/ c a

••• c••• a•••

••• c••• a•••

••• c••• a•••



Aeroplane

June 01, 2024

Saturday

Letter B - T

B

B

B

B

B

B

B

B

B

B

B

B

Letter b - T

b

b

b

b

b

b

b

b

b

b

b

b



Bell

June 01, 2024

Saturday

Letter C - ch

/ C C

••• C C

••• C C

••• C C


Letter - c ch

/ c c

••• c c

••• c c

••• c c



Carrot

June 01, 2024

Saturday

A - C

A

B

C

A

B

C

A

B

C

A

B

C

a - c

a

b

c

a

b

c

a

b

c

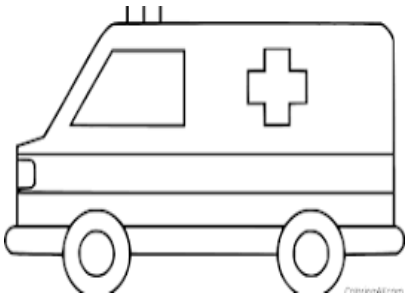
a

b

c



#### 4. Colour the Correct Box:




C

A



B

C



A

C



B

A

#### Speaking

1. Show and tell – Encourage your child to speak a few lines on any object for example – Favorite Toy, Fruit, Vegetable etc.
2. Learn and recite rhymes: (**Sweet Rhymes A**)
  - (a) Thank You God (Pg. No. 2)
  - (b) One, Two (Pg. No. 4)
  - (c) Early to Bed (Pg. No. 6)
  - (d) Cobbler, Cobbler (Pg. No. 10)



# HINDI

## Recognition

मेरी पहली वर्णमाला किताब से स्वर अ से अः पढ़िए।

## Writing

नीचे दी गयी कार्यपत्रिका में स्वर अ से ऋ लिखिए।

\*हिंदी नोटबुक में स्वर अ से ऋ लिखिए।

जून 01, 2024 शनिवार

अ

उ अ

उ अ

उ अ

उ अ

अनार

आ


उ आ

उ आ

उ आ


उ आ

आम

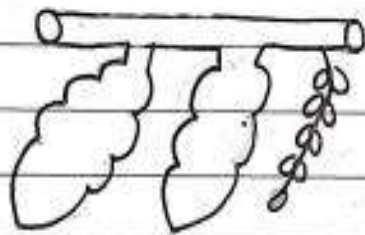


जून 01, 2024

शनिवार



।	८	७	इ
।	८	७	इ
।	८	७	इ
।	८	७	इ



इमली



।	८	७	इ
।	८	७	इ
।	८	७	इ
।	८	७	इ



इख

जून 01, 2024

शनिवार



उ

उ

उ

उ

उ

उ

उ


उ

उ

उ

उ

उ



उल्लू



ऊ

ऊ

ऊ

ऊ

ऊ

ऊ

ऊ

ऊ

ऊ

ऊ

ऊ


ऊ



ऊन

जून 01, 2024

शनिवार



|

कृ

कृ

।

कृ

कृ

।

कृ

कृ

।

कृ

कृ

।

कृ

कृ

।

कृ

कृ

।


कृ

कृ

।

कृ

कृ



वर्षा कृ



जून 01, 2024

शनिवार

अ - कृ

अ आ इ ई

उ ऊ कृ

अ आ इ ई

उ ऊ कृ

अ आ इ ई

उ ऊ कृ

अ आ इ ई

उ ऊ कृ

अ आ इ ई

उ ऊ कृ

## स्वर को चित्र से मिलाएं

अ



आ




इ



ई



उ



ऊ



### Speaking

निम्नलिखित कविताएँ दोहराइए (गीत पंखुड़ी):

1. मोर (Pg. No. 2)
2. आओ सीखें (Pg. No. 4)

# MATHEMATICS

## RECOGNITION

1. Recognition of Numbers 1 to 10.
2. Recognition of Shapes Circle, Square, Rectangle, Triangle.

## WRITING

3. Trace Forward Counting 0 to 5 in the following worksheets:  
\* Practice the same worksheets in Mathematics notebook also.

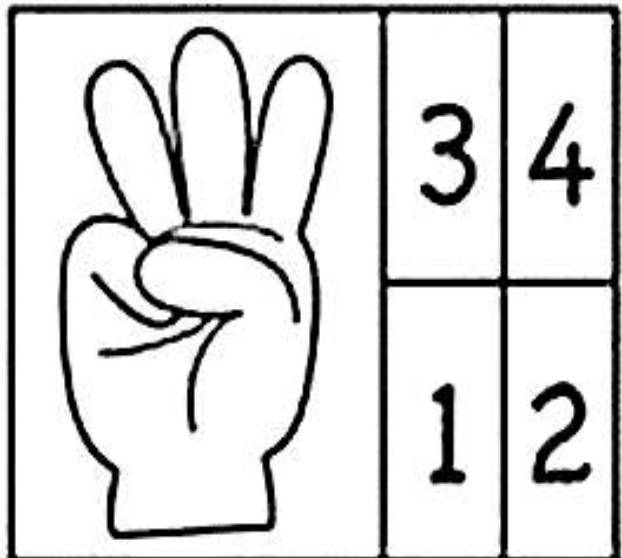
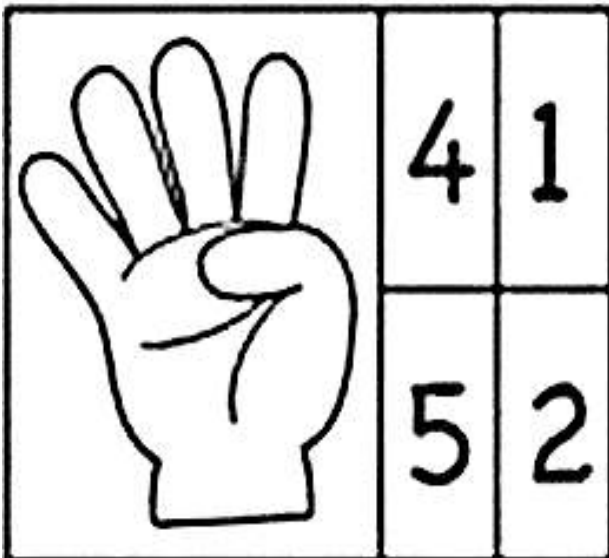
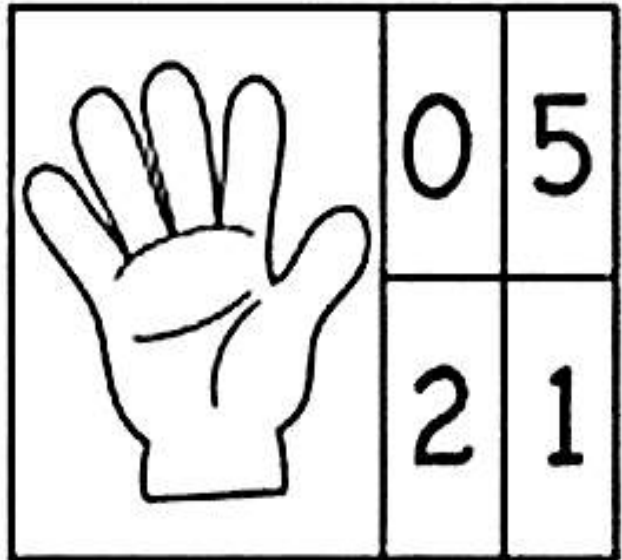
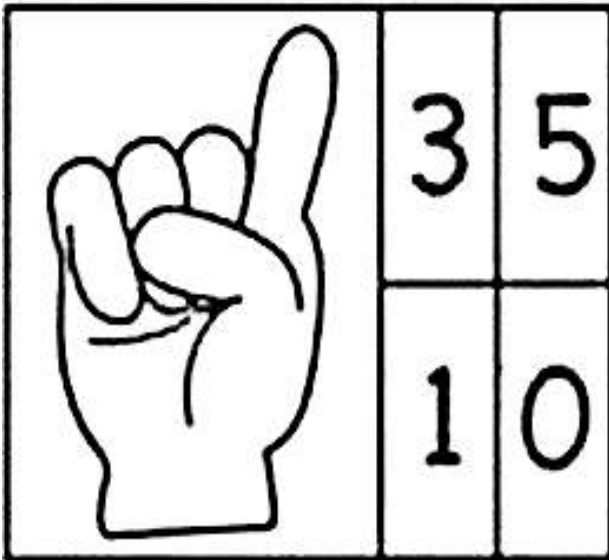
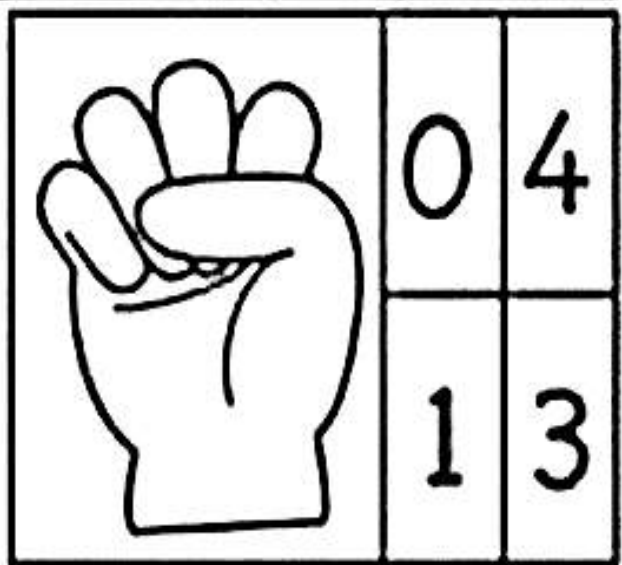
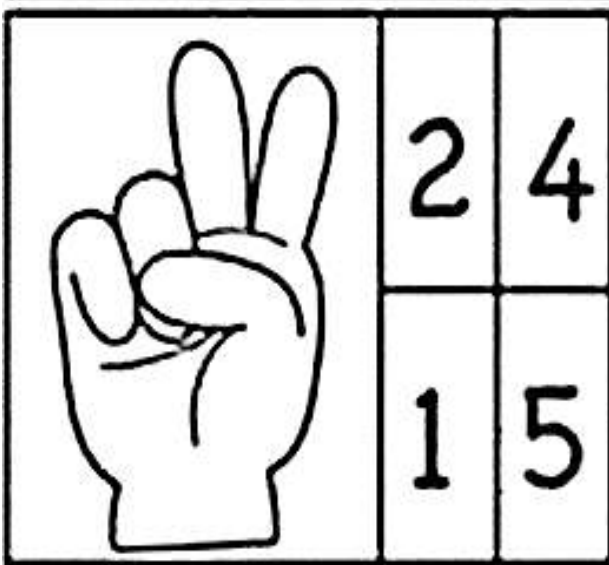
01.06.2024

Saturday

Forward counting (0-5)

T	0	T	0	T	0
	0		0		0
	1		1		1
	2		2		2
	3		3		3
	4		4		4
	5		5		5

4. Colour the correct number:





Count and Match the Picture

2



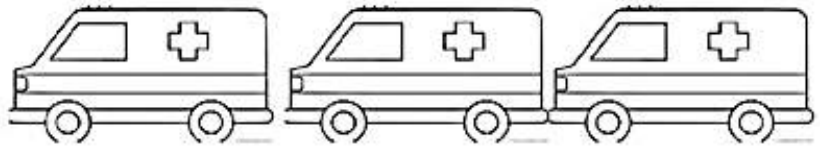
5



3



1



4





Circle the Odd one out

5	5	3	5	5
4	2	4	4	4
3	3	3	1	3
2	2	2	2	5
1	1	1	4	1

VISUAL ART

Colour the pictures beautifully:



## FATHER'S DAY CELEBRATIONS

- Celebrate the Day by making a Card for your father and make him feel special.  
\*Take help from your mother.

