



NEW INDIA SENIOR SECONDARY SCHOOL, PINJORE  
**SUMMER VACATION ASSIGNMENT 2024**

**CLASS – LKG**



NAME: \_\_\_\_\_

ROLL NO.: \_\_\_\_\_

## **HABITS TO IMBIBE DURING SUMMER VACATION**

Dear Students,

Summer vacation is a great time to have fun and learn new things. Here are some good habits to try:

### **1. Read Every Day**

- Why: Improves your imagination and vocabulary.
- How: Read storybooks or comics for 15-20 minutes daily.

### **2. Stay Active**

- Why: Keeps you healthy and energetic.
- How: Play outside, ride your bike, or skip rope for 30 minutes daily.

### **3. Eat Healthy Foods**

- Why: Helps you grow strong.
- How: Eat fruits, vegetables, and drink lots of water.

### **4. Help at Home**

- Why: Teaches responsibility.
- How: Tidy your room or set the table.

### **5. Try New Hobbies**

- Why: Fun and educational.
- How: Try drawing, painting, or gardening.

### **6. Spend Time in Nature**

- Why: Makes you feel happy and calm.
- How: Go for walks or play in the garden.

### **7. Learn Something New**

- Why: Exciting and fun.
- How: Learn new words or simple science experiments or hobbies that makes your excited.

### **8. Have Fun and Relax**

- Why: Important for happiness.
- How: Play games and spend time with family.

### **Tips for Parents**

- Encourage Reading: Read together daily.
- Promote Activity: Plan outdoor play.
- Healthy Eating: Involve kids in meal prep.
- Routine: Balance fun and learning.

*Enjoy your vacation and have fun learning new things!*

## SUMMER VACATION ASSIGNMENT

➤ Revise Periodic Test 1 Syllabus of Hindi and Mathematics.

### ENGLISH

#### Writing

1. Fun with patterns (A): Do Page No. 23 to 36.

2. LWAS – Do Page No. 3 to 14 (Enrichment Sheet) and Page No. – 16, 17, 19, 23, 28, 32, 36, 39, 47, 50

3. Write letters A a, B b, C c, D d in the following worksheets:

\* Practice the same worksheets in English notebook also.

June 01, 2024

Saturday

Letter - A

/ ^ A

Letter - a

/ a a



Ant

June 01, 2024

Saturday

Letter B - 0

1

1

B

Letter b - 0

/

1

b



Balloons

June 01, 2024

Saturday

Letter C - क

/

c

c

Letter c - क

/

c

c



Cup

June 01, 2024

Saturday

Letter D - 5

1

2

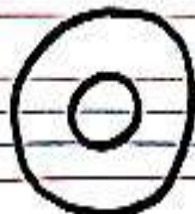
D

Letter d - 5

1

2

d



Donut

June 01, 2024

Saturday

A - D

A

B

C

D

a - d

a

b

c

d

4. Look at the pictures and write the first letter of the picture:



---

---

---

---




---

---

---

---




---

---

---

---



---

---

---

---




---

---

---

---



---


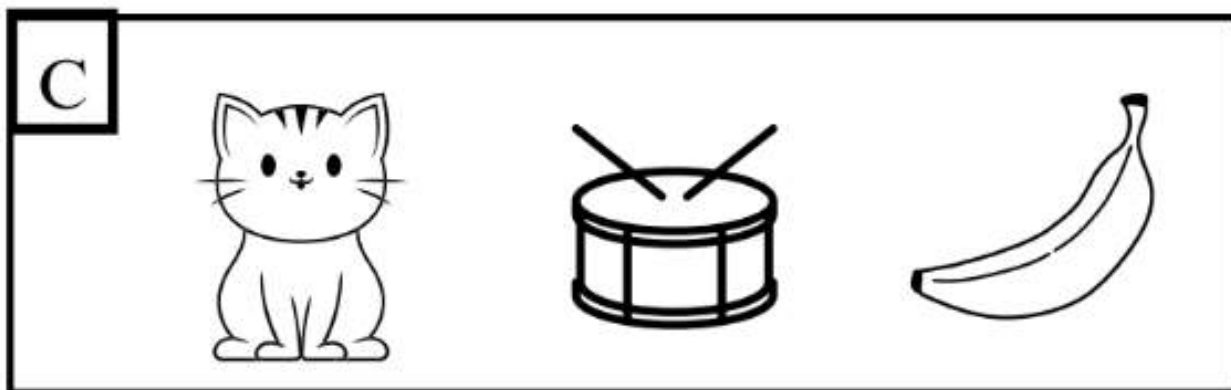


---

---

---



5. Colour the correct picture related to the given letter:



6. Match the letter with the correct picture and colour the picture:

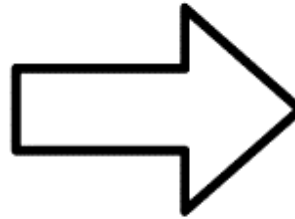
B



D



C



A



### Speaking

1. Show and tell – Encourage your child to speak few lines on any object for example – Favorite Toy, Fruit, Vegetable etc.
2. Learn and recite rhymes: (**Sweet Rhymes B**)
  - (a) Two Little Dicky Birds (Pg. No. 4)
  - (b) My Body (Pg. No. 6)
  - (c) Hickory, Dickory (Pg. No. 8)
  - (d) School (Pg. No. 75; Aster 1)

## Hindi

### Writing

1. नीचे दी गयी कार्यपत्रिका में स्वर लिखिए।

\*हिंदी नोटबुक में स्वर अ से अः लिखिए।

जून 01, 2024

शनिवार

अ

उ

उ

अ



अनार

आ

उ

उ

आ



आम

जून 01, 2024

शनिवार



त

ड

इ



इमली



त

ड

इ



इख

जून 01, 2024

शनिवार

उ


उ

उ

उ




उजाला



उ

उ

ऊ



ऊज

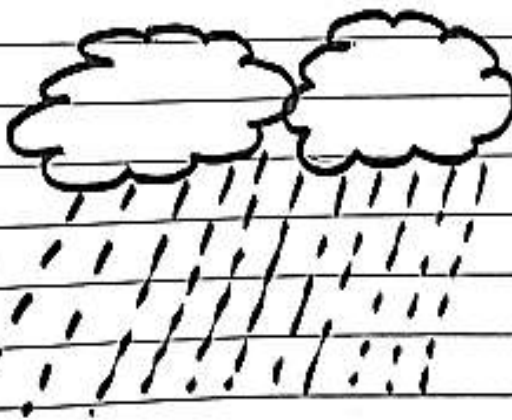
जून 01, 2024

शनिवार

ॐ

ॐ


ॐ



वर्षा ऋतु

जून 01, 2024

शनिवार



१

५




एक



१

५



एक

जून 01, 2024

शनिवार

औ

उ

उ

औ



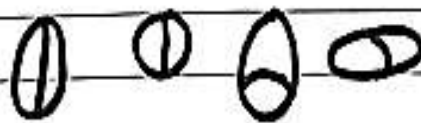
औखली

औ

उ

उ

औ



औषधि



जून 01, 2024


शनिवार



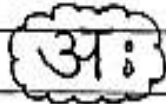
उ

उ

अं



अंगूर



उ

उ

अः

जून 01, 2024

शनिवार

अ - अः

अ

आ

इ

ई

उ

ऊ

ऋ

ए

ऐ





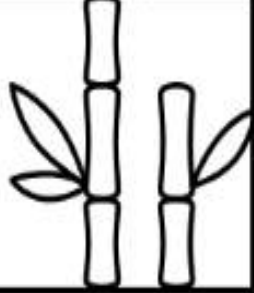

ओ

औ

अं

अः

2. चित्र के सही वर्ण को ढूँढ कर गोला लगाओ:

	आ	अ	ऊ	इ
	इ	ई	ऊ	ई
	उ	ऊ	ई	ई
	आ	उ	इ	उ
	ऊ	अ	ऊ	ई
	ऊ	अ	आ	अ

3. चित्र पहचानें और सही स्वर से मिलायें:



आ

ओ

ऐ

अं

उ

ऊ

ऋ

अ

ई

औ

इ

ए



1



### Speaking

निम्नलिखित कविताएँ दोहराइए (गीत पंखुड़ी):

1. प्रार्थना (Pg. No. 2)
2. वीर सिपाही (Pg. No. 5)

MATHEMATICS

RECOGNITION

1. Recognition of Numbers 1 to 10.

WRITING

1. Write Forward Counting 0 to 10 and Backward Counting 10 to 0 in the following worksheets:  
 (\* Practice the same worksheets in Mathematics notebook also)

01.06.2024								Saturday									
				Forward counting (0-10)													
		T	0									T	0				
			0										.				
			1										.				
			2										.				
			3										.				
			4										.				
			5										.				
			6										.				
			7										.				
			8										.				
			9										.				
		1	0									.	.				

01.06.2024

Saturday

Backward counting (0-0)

T 0

T 0

1 0

.

9

.

8

.

7

.

6

.

5

.

4

.

3

.

2

.

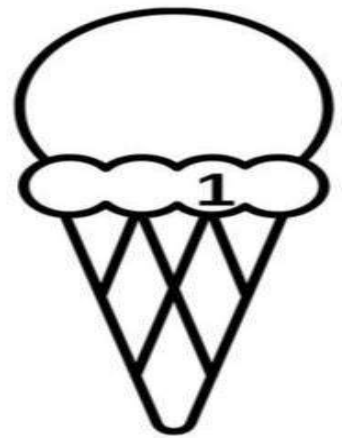

1

.








0

.

2. Make the sprinkles according to the number written on the ice cream and colour them.




3. Write the missing numbers:





4. Do as directed:

► Colour the bigger object


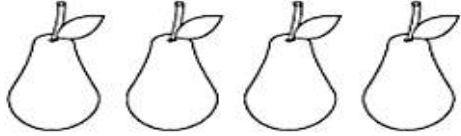





► Colour the smaller object





5. Count and circle the correct number.

	2    3    5
	4    6    7
	2    4    5
	4    6    7
	6    8    9

**VISUAL ART**

**Make a Tulip flower using Origami Sheet and paste it on A4 Sheet.**



## FATHER'S DAY CELEBRATIONS

- Celebrate the Day by making a Card for your father and make him feel special.  
\*Take help from your mother

