



NEW INDIA SENIOR SECONDARY SCHOOL, PINJORE
SUMMER VACATION ASSIGNMENT 2024

CLASS – I



NAME: _____

ROLL NO.: _____

HABITS TO IMBIBE DURING SUMMER VACATION

Dear Students,

Summer vacation is a great time to have fun and learn new things. Here are some good habits to try:

1. Read Every Day

- Why: Improves your imagination and vocabulary.
- How: Read storybooks or comics for 15-20 minutes daily.

2. Stay Active

- Why: Keeps you healthy and energetic.
- How: Play outside, ride your bike, or skip rope for 30 minutes daily.

3. Eat Healthy Foods

- Why: Helps you grow strong.
- How: Eat fruits, vegetables, and drink lots of water.

4. Help at Home

- Why: Teaches responsibility.
- How: Tidy your room or set the table.

5. Try New Hobbies

- Why: Fun and educational.
- How: Try drawing, painting, or gardening.

6. Spend Time in Nature

- Why: Makes you feel happy and calm.
- How: Go for walks or play in the garden.

7. Learn Something New

- Why: Exciting and fun.
- How: Learn new words or simple science experiments or hobbies that makes your excited.

8. Have Fun and Relax

- Why: Important for happiness.
- How: Play games and spend time with family.

Tips for Parents

- Encourage Reading: Read together daily.
- Promote Activity: Plan outdoor play.
- Healthy Eating: Involve kids in meal prep.
- Routine: Balance fun and learning.

Enjoy your vacation and have fun learning new things!

SUMMER VACATION ASSIGNMENT

- Revise Periodic Test 1 Syllabus of EVS and Mathematics.

ENGLISH

- **Cursive Writing 'C'**: Do Page no. 2 to 30
- **Its Talk Time**: Do Page no. 6 to 9 and 11 to 13

PICTURE COMPOSITION

Q.1 Look at the picture and complete the sentences given below:



balloon, park, happy, ball, see-saw

- (a) It is a picture of a _____.
- (b) Two girls are playing with a _____.
- (c) One girl and one boy are sitting on a _____.
- (d) One child is holding a _____ in her hand.
- (e) Everyone is very _____.

READING COMPREHENSION

2. Read the paragraph and answer the questions that follow:

Mohini is a hardworking girl. She works after school to support her family. Her father sells vegetables and her mother works as a housemaid. She helps her father at his vegetable stall after finishing her homework. She also helps her mother in cooking dinner. She helps her younger brother with his homework. She plays with her friends on weekends.

(a) What does Mohini do after her school?

(b) Whom does Mohini help with the homework?

(c) When does Mohini play with her friends?

(d) Write 'T' if the statement is correct and 'F' if it is incorrect:

(i) Mohini's mother sells vegetables. _____

(ii) Mohini does not finish her homework. _____

(e) Fill in the blanks.

(i) Mohini is a _____ girl.

(ii) Mohini works after school to _____ her family.

(f) Write one rhyming word for each of the following from the passage.

(a) All: _____ (b) Winner: _____

(g) Write the following words in alphabetical order.

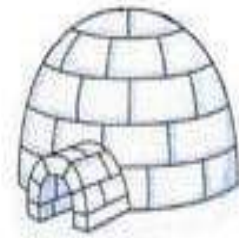
(a) mother, father, brother


_____, _____, _____

3. Fill in the blanks using is, am, are:

1)  I _____ a girl.


2) That _____ an igloo.




3)  We _____ friends.



4) Mr. Rohit _____ my uncle.

5)  She _____ a good dancer.

6)  I _____ going to school.

7) They _____ playing.



8)  It _____ a cow.

9) The eggs _____ in the nest.



10)  You _____ so smart.



Rhyming Words

"Match the Pairs". Find two words that rhyme and do finger printing in them with the same colour.



HINDI

1. नीचे दिए गए चित्र को देखिए और निम्नलिखित वाक्यों को पूरा कीजिए:



(क) यह एक _____ का चित्र है।

(ख) चित्र में बहुत सारे _____ हैं।

(ग) वे सब _____ रहें है।

(घ) वे सब _____ से खेल रहें है।

(ङ) मैदान बहुत _____ है।

(च) चित्र में कुछ _____ भी है।

(छ) चित्र में सब बहुत _____ लग रहें हैं।

2. निम्नलिखित अपठित गद्यांश को पढ़कर प्रश्नों के उत्तर लिखिए:

नितिन एक समझदार और बहादुर लड़का था। एक दिन वह खेलते – खेलते जंगल में काफी अंदर तक चला गया। तभी एक सियार की नजर उस पर पड़ी। छोटे बच्चे को देखकर सियार के मुँह में पानी आ गया। सियार को देखते ही नितिन डर गया और उसने उससे बचने की योजना बनाई। सियार के पास आते ही वह उससे बोला, “मुझे खुशी है की मुझे खाकर तुम्हारा पेट भर जाएगा। लेकिन मरने से पहले मुझे बाँसुरी बजा लेने दो। इससे मेरा स्वाद और अच्छा हो जाएगा।” स्वादिष्ट भोजन के लालच में सियार ने उसे बाँसुरी बजाने दी। नितिन अपनी बाँसुरी बजाने लगा। बाँसुरी की आवाज सुनकर नितिन का कुत्ता भागता हुआ वहाँ आ गया। सियार को देखते ही कुत्ता आग बबूला हो गया और सियार की ओर दौड़ा। यह देखकर बेचारा सियार दुम दबाकर वहाँ से भाग गया और नितिन की जान बच गई।

(क) नितिन कैसा लड़का था?

(i) बहादुर

(ii) समझदार

(iii) बहादुर और समझदार दोनों

(ख) खेलते खेलते नितिन कहाँ चला गया था?

(i) पार्क

(ii) जंगल

(iii) खेत

(ग) नितिन को देखकर सियार के मुँह में क्या आ गया?

(i) प्यास

(ii) रस

(iii) पानी

(घ) मरने से पहले नितिन क्या बजाना चाहता था?

(i) बाँसुरी

(ii) बाजा

(iii) सितार

(ङ) बाँसुरी की आवाज सुनकर वहाँ कौन आ गया ?

(i) साँप

(ii) कुत्ता

(iii) शेर

(च) सियार ने नितिन को बाँसुरी क्यों बजाने दी?

(छ) गद्यांश में से स्वर से शुरू होने वाला एक शब्द लिखिए।


3. निम्नलिखित अनुच्छेद को चित्रों के नाम लिखकर पूरा कीजिए:


एक  था। घर की 
..... पर  के पेड़ की छाया
थी। राम छाया में बैठकर 
पढ़ता था। एक बार एक 
राम के ऊपर गिरा। राम के 
खराब हो गए। राम  पर
जाकर नहाया। फिर 
छा गए। पानी बरसा। राम ने बारिश में
एक  रख दिया। टब
भर गया।





MATHEMATICS


1. Do addition and write the answers in the apples:


$7+1=$ 


$1+2=$ 


$5+3=$ 


$6+2=$ 


$2+0=$ 


$3+4=$ 


$5+0=$ 


$3+1=$ 


$5+2=$ 


$9+0=$ 


$4+4=$ 


$3+4=$ 


$2+4=$ 


$5+5=$ 


$1+3=$ 


$3+1=$ 

$4+6=$ 

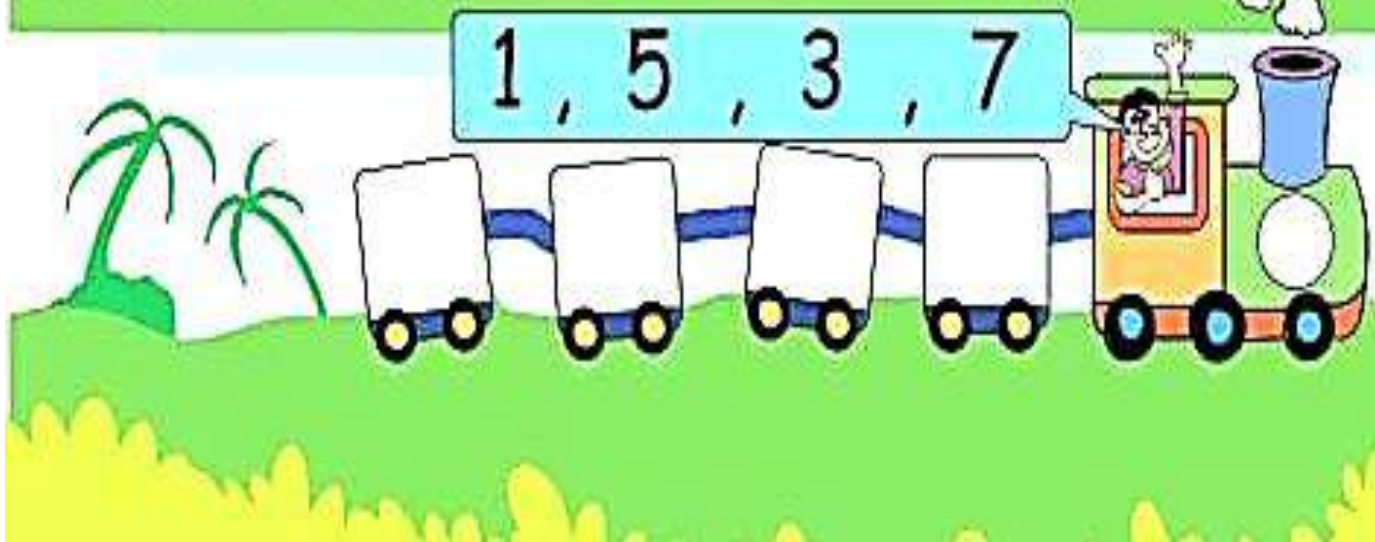
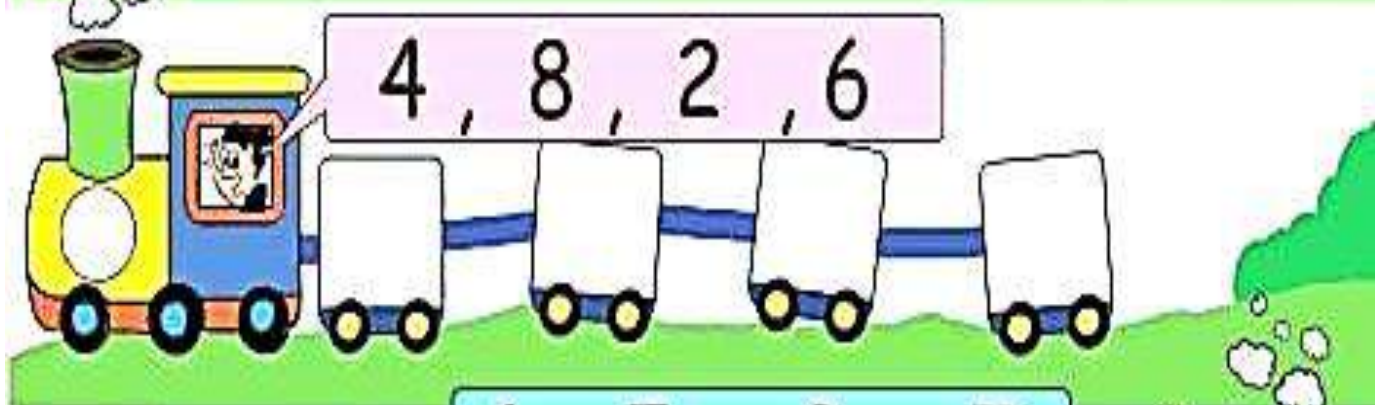
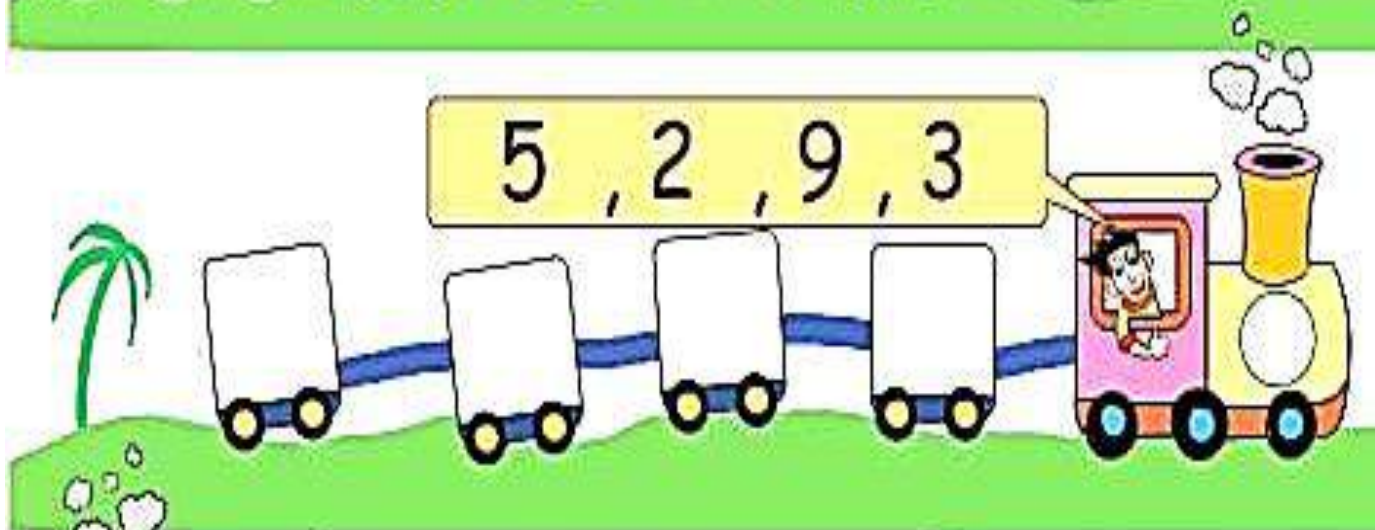
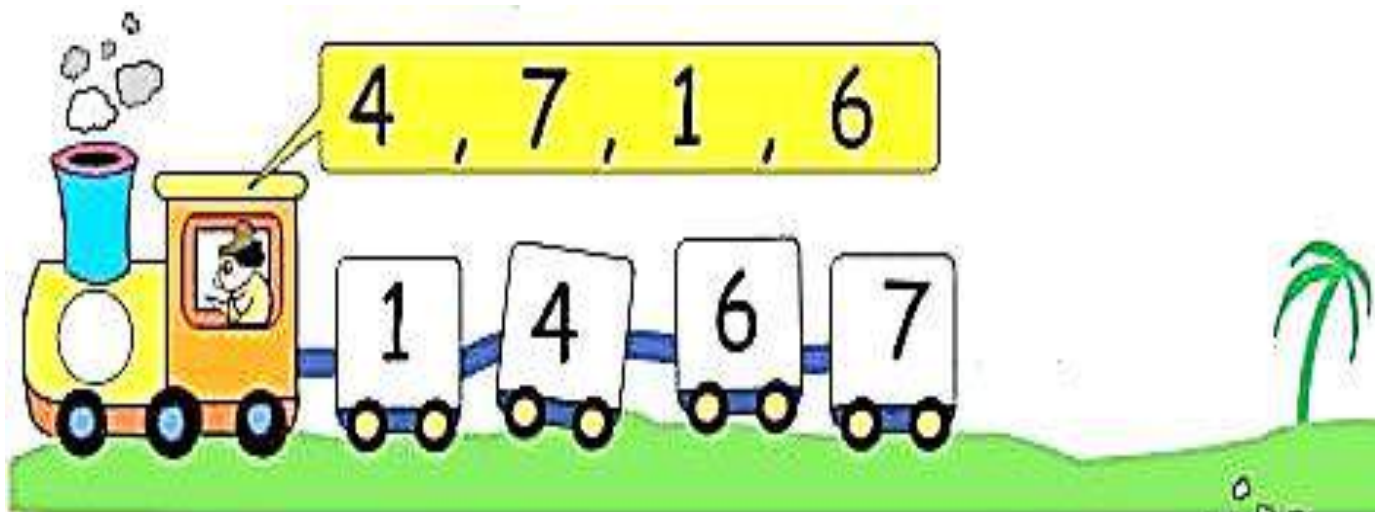
$3+4=$ 

$2+6=$ 

$3+3=$ 

$2+6=$ 

2. Write the following numbers in ascending order in the given space:



Puzzle time

Search the Number names in the following puzzle:

D	T	T	N	H	G	Y	J
E	W	H	L	Z	Y	Y	E
X	O	R	F	Y	V	A	G
R	R	E	E	I	G	H	T
S	Q	E	Y	N	V	A	F
I	T	E	N	I	I	E	G
X	S	E	V	E	N	N	H
J	P	Q	P	Z	C	J	E
H	F	O	U	R	X	R	T
W	B	W	J	O	N	E	R

**one
two
three
four
five
six
seven
eight
nine
ten**

EVS ACITVITY-1

ALL ABOUT

I am years old

I Live with

My Friends Are

I like to watch

Favorite activities

My Favorite:


COLOR:

FOOD:

ANIMAL:

BOOKS:

I am good at

When I grow up
I want to be... 

ACTIVITY-2

- Paste Pictures of Sense Organs in **Scrap File**.
- Paste pictures of food we get from Plants and Animals in **Scrap File**.
- Make a collage of different body parts on **A4 Sheet**.

FATHER'S DAY CELEBRATIONS

- Celebrate the Day by making a Card for your father and make him feel special.
(*Take help from your mother)

